

 **BOEING**  
COMPONENT  
MAINTENANCE MANUAL

TO: ALL HOLDERS OF OUTBOARD TRAILING EDGE FLAP LINKAGE ASSEMBLY COMPONENT  
MAINTENANCE MANUAL 27-51-97

REVISION NO. 18 DATED NOV 01/05

HIGHLIGHTS

Pages which have been added or revised are outlined below together with the highlights of the revision. Remove and insert the affected pages as listed and enter Revision No. and date on the Record of Revision Sheet.

CHAPTER/SECTION

AND PAGE NO.

DESCRIPTION OF CHANGE

TR & SB RECORD

Incorporated SB 767-27-0196 which modifies the existing 3-10 link assembly or replaces it with a new spares assembly 113T1321-13 or 113T1322-12

1

REPAIR 6-1

601,603-605

1005,1022-1023,

1076-1079,1080A,

1084H-1084M

REPAIR-GEN

Edited without technical change

602

**27-51-97**

HIGHLIGHTS

01.1

Page 1

Nov 01/05

## OUTBOARD TRAILING EDGE FLAP LINKAGE ASSEMBLY

PART NUMBERS 113T3000-3,-4,-25,-26,  
-33 THRU -38,  
-45 THRU -50,  
-57 THRU -64,  
-69 THRU -72,  
-87 THRU -90,-109,  
-110,-135 THRU -142

COMPONENT MAINTENANCE MANUAL  
WITH  
ILLUSTRATED PARTS LIST

**27-51-97**

TITLE PAGE

Page 1

Jul 01/01

01.1



REVISION RECORD

- Retain this record in front of manual. On receipt of revision, insert revised pages in the manual, and enter revision number, date inserted and initial.

REVISION NUMBER	REVISION DATE	DATE FILED	BY	REVISION NUMBER	REVISION DATE	DATE FILED	BY

27-51-97

REVISION RECORD

01 Page 1

Jul 10/83



TEMPORARY REVISION AND SERVICE BULLETIN RECORD

BOEING SERVICE BULLETIN	BOEING TEMPORARY REVISION	OTHER DIRECTIVE	DATE OF INCORPORATION INTO MANUAL
767-27-0080 767-27-0196		PRR B10450 PRR C12218-1 PRR C12245 PRR B11528-1	JUL 10/82 APR 10/85 APR 10/85 JUL 10/87 SEP 01/95 NOV 01/05

**27-51-97**

TR & SB RECORD

01.1

Page 1

Nov 01/05


**BOEING**  
 COMPONENT  
 MAINTENANCE MANUAL

PAGE	DATE	CODE	PAGE	DATE	CODE
27-51-97			REPAIR-GENERAL		CONT.
			604	BLANK	
TITLE PAGE			REPAIR 1-1		
1	JUL 01/01	01.1	601	MAR 01/04	01.1
2	BLANK		602	MAR 01/04	01.1
			603	MAR 01/04	01.1
REVISION RECORD			604	BLANK	
1	JUL 10/83	01	REPAIR 2-1		
2	BLANK		601	MAR 01/04	01.1
TR & SB RECORD			602	MAR 01/04	01.1
*1	NOV 01/05	01.1	REPAIR 3-1		
2	BLANK		601	MAR 01/04	01.1
LIST OF EFFECTIVE PAGES			602	MAR 01/04	01.1
*1	NOV 01/05	01	REPAIR 4-1		
THRU LAST PAGE			601	JUL 01/01	01.1
CONTENTS			602	MAR 01/04	01.1
1	JUL 10/83	01	REPAIR 5-1		
2	BLANK		601	MAR 01/04	01.1
INTRODUCTION			602	MAR 01/04	01.1
1	JUL 10/83	01	603	MAR 01/04	01.1
2	BLANK		604	BLANK	
DESCRIPTION & OPERATION			REPAIR 6-1		
1	JUL 01/01	01.1	*601	NOV 01/05	01.1
2	BLANK		602	MAR 01/05	01.1
DISASSEMBLY			*603	NOV 01/05	01.1
301	MAR 01/04	01.1	*604	NOV 01/05	01.1
302	BLANK		*605	NOV 01/05	01.1
CHECK			606	BLANK	
501	MAR 01/04	01.1	REPAIR 7-1		
502	BLANK		601	MAR 01/04	01.1
REPAIR-GENERAL			602	MAR 01/04	01.1
601	MAR 01/04	01.1	REPAIR 8-1		
*602	NOV 01/05	01.1	601	MAR 01/04	01.1
603	JUL 01/01	01.1	602	MAR 01/04	01.1
			603	MAR 01/04	01.1

\* = REVISED, ADDED OR DELETED

**27-51-97**EFFECTIVE PAGES  
CONTINUED Page 1  
01 Nov 01/05

PAGE	DATE	CODE	PAGE	DATE	CODE
REPAIR 8-1		CONT.	ILLUSTRATED PARTS LIST		CONT.
604	BLANK		1014	MAR 01/04	01.1
REPAIR 9-1			1015	MAR 01/04	01.1
601	MAR 01/04	01.1	1016	MAR 01/04	01.1
602	NOV 01/04	01.1	1017	MAR 01/05	01.1
603	MAR 01/04	01.1	1018	MAR 01/04	01.1
604	MAR 01/05	01.1	1019	MAR 01/04	01.1
REPAIR 10-1			1020	MAR 01/04	01.1
601	JUL 10/83	01.1	1021	MAR 01/04	01.1
602	BLANK		*1022	NOV 01/05	01.1
ASSEMBLY			*1023	NOV 01/05	01.1
701	MAR 01/04	01.1	*1024	NOV 01/05	01.101
702	MAR 01/04	01.1	*1025	NOV 01/05	01.101
FITS AND CLEARANCES			1026	MAR 01/04	01.1
801	MAR 01/04	01.1	1027	MAR 01/04	01.1
802	MAR 01/04	01.1	1028	MAR 01/04	01.1
803	MAR 01/04	01.1	1029	MAR 01/04	01.1
804	MAR 01/04	01.1	1030	BLANK	
805	JUL 01/01	01.1	1031	MAR 01/04	01.1
806	OCT 01/89	01.1	1032	MAR 01/04	01.1
807	MAR 01/04	01.1	1033	MAR 01/04	01.1
808	MAR 01/04	01.1	1034	MAR 01/04	01.1
809	MAR 01/04	01.1	1035	MAR 01/04	01.1
810	BLANK		1036	MAR 01/04	01.1
ILLUSTRATED PARTS LIST			1037	MAR 01/04	01.1
1001	JUL 10/83	01	1038	MAR 01/04	01.1
1002	MAR 01/04	01.1	1039	MAR 01/04	01.1
1003	MAR 01/04	01.1	1040	MAR 01/04	01.1
1004	MAR 01/04	01.1	1041	MAR 01/04	01.1
*1005	NOV 01/05	01.1	1042	MAR 01/04	01.1
*1006	NOV 01/05	01.101	1043	MAR 01/04	01.1
*1007	NOV 01/05	01.101	1044	MAR 01/04	01.1
1008	MAR 01/04	01.1	1045	MAR 01/04	01.1
1009	MAR 01/04	01.1	1046	MAR 01/04	01.1
1010	MAR 01/04	01.1	1047	MAR 01/04	01.1
1011	MAR 01/04	01.1	1048	MAR 01/04	01.1
1012	MAR 01/04	01.1	1049	MAR 01/04	01.1
1013	MAR 01/04	01.1	1050	MAR 01/04	01.1
			1051	MAR 01/04	01.1
			1052	MAR 01/04	01.1
			1053	MAR 01/04	01.1
			1054	MAR 01/04	01.1
			1055	MAR 01/04	01.1

\* = REVISED, ADDED OR DELETED

**27-51-97**

 EFFECTIVE PAGES  
 CONTINUED Page 2  
 01 Nov 01/05


**BOEING**  
 COMPONENT  
 MAINTENANCE MANUAL

PAGE	DATE	CODE		PAGE	DATE	CODE	
ILLUSTRATED	PARTS LIST		CONT.	ILLUSTRATED	PARTS LIST		CONT.
1056	MAR 01/04	01.1		*1080R	NOV 01/05	01.101	
1057	MAR 01/04	01.1		*1080S	BLANK		
1058	MAR 01/04	01.1		*1080T	NOV 01/05	01.101	
1059	MAR 01/04	01.1		*1080U	NOV 01/05	01.101	
1060	MAR 01/04	01.1		*1080V	NOV 01/05	01.101	
1061	MAR 01/04	01.1		*1080W	NOV 01/05	01.101	
1062	MAR 01/04	01.1		*1080X	NOV 01/05	01.101	
1063	MAR 01/04	01.1		*1080Y	NOV 01/05	01.101	
1064	MAR 01/04	01.1		*1080Z	NOV 01/05	01.101	
1065	MAR 01/04	01.1		*1081	NOV 01/05	01.101	
1066	MAR 01/04	01.1		*1082	NOV 01/05	01.101	
1067	MAR 01/04	01.1		*1082A	NOV 01/05	01.101	
1068	MAR 01/04	01.1		*1082B	NOV 01/05	01.101	
1069	MAR 01/04	01.1		*1082C	NOV 01/05	01.101	
1070	MAR 01/04	01.1		*1082D	NOV 01/05	01.101	
1071	MAR 01/04	01.1		*1082E	NOV 01/05	01.101	
1072	MAR 01/04	01.1		*1082F	NOV 01/05	01.101	
1073	MAR 01/04	01.1		*1082G	NOV 01/05	01.101	
1074	MAR 01/04	01.1		*1082H	NOV 01/05	01.101	
1075	MAR 01/04	01.1		*1082I	NOV 01/05	01.101	
*1076	NOV 01/05	01.1		*1082J	NOV 01/05	01.101	
*1077	NOV 01/05	01.1		*1082K	NOV 01/05	01.101	
*1078	NOV 01/05	01.1		*1082L	NOV 01/05	01.101	
*1079	NOV 01/05	01.1		*1082M	NOV 01/05	01.101	
*1080	NOV 01/05	01.1		*1082N	NOV 01/05	01.101	
*1080A	NOV 01/05	01.1		*1082O	NOV 01/05	01.101	
*1080B	NOV 01/05	01.101		*1082P	NOV 01/05	01.101	
*1080C	NOV 01/05	01.101		*1082Q	NOV 01/05	01.101	
*1080D	NOV 01/05	01.101		*1082R	NOV 01/05	01.101	
*1080E	NOV 01/05	01.101		*1082S	NOV 01/05	01.101	
*1080F	NOV 01/05	01.101		*1082T	NOV 01/05	01.101	
*1080G	NOV 01/05	01.101		*1082U	NOV 01/05	01.101	
*1080H	NOV 01/05	01.101		*1082V	NOV 01/05	01.101	
*1080I	NOV 01/05	01.101		*1082W	NOV 01/05	01.101	
*1080J	NOV 01/05	01.101		*1082X	NOV 01/05	01.101	
*1080K	NOV 01/05	01.101		*1082Y	NOV 01/05	01.101	
*1080L	NOV 01/05	01.101		*1082Z	NOV 01/05	01.101	
*1080M	NOV 01/05	01.101		*1083	NOV 01/05	01.101	
*1080N	NOV 01/05	01.101		*1084	NOV 01/05	01.101	
*1080O	NOV 01/05	01.101		*1084A	NOV 01/05	01.101	
*1080P	NOV 01/05	01.101		*1084B	NOV 01/05	01.101	
*1080Q	NOV 01/05	01.101		*1084C	NOV 01/05	01.101	

\* = REVISED, ADDED OR DELETED

27-51-97

EFFECTIVE PAGES

CONTINUED Page 3

01 Nov 01/05

PAGE	DATE	CODE	PAGE	DATE	CODE
ILLUSTRATED	PARTS LIST	CONT.			
*1084D	NOV 01/05	01.101			
*1084E	NOV 01/05	01.101			
*1084F	NOV 01/05	01.101			
*1084G	NOV 01/05	01.101			
*1084H	NOV 01/05	01.1			
*1084I	NOV 01/05	01.1			
*1084J	NOV 01/05	01.1			
*1084K	NOV 01/05	01.1			
*1084L	NOV 01/05	01.1			
*1084M	NOV 01/05	01.1			
*1084N	NOV 01/05	01.101			
*1084O	NOV 01/05	01.101			
*1084P	NOV 01/05	01.101			
*1084Q	NOV 01/05	01.101			
*1084R	NOV 01/05	01.101			
*1084S	NOV 01/05	01.101			
*1084T	NOV 01/05	01.101			
*1084U	NOV 01/05	01.101			
*1084V	NOV 01/05	01.101			
*1084W	NOV 01/05	01.101			
*1084X	NOV 01/05	01.101			
*1084Y	NOV 01/05	01.101			
*1084Z	NOV 01/05	01.101			
*1085	NOV 01/05	01.101			
*1086	NOV 01/05	01.101			
*1086A	NOV 01/05	01.101			
*1086B	NOV 01/05	01.101			
*1086C	NOV 01/05	01.101			
*1086D	NOV 01/05	01.101			
*1086E	NOV 01/05	01.101			
*1086F	BLANK				

\* = REVISED, ADDED OR DELETED

# 27-51-97

EFFECTIVE PAGES  
 LAST PAGE Page 4  
 01 Nov 01/05





TABLE OF CONTENTS

<u>Paragraph Title</u>	<u>Page</u>
Description and Operation. . . . .	1
Testing and Trouble Shooting (not applicable)	
Disassembly. . . . .	301
Cleaning . . . . .*[1]	
Check. . . . .	501
Repair . . . . .	601
Assembly . . . . .	701
Fits and Clearances. . . . .	801
Special Tools (not applicable)	
Illustrated Parts List . . . . .	1001

\*[1] Special instructions not required. Use standard industry practices.

**27-51-97**

01

CONTENTS  
Page 1  
Jul 10/83



## INTRODUCTION

The instructions in this manual provide the information necessary to perform maintenance functions ranging from simple checks and replacement to complete shop-type repair.

This manual is divided into separate sections:

- |  |                              |
|--|------------------------------|
| 1. Title Page                                      | 4. List of Effective Pages   |
| 2. Record of Revisions                             | 5. Table of Contents         |
| 3. Temporary Revision &<br>Service Bulletin Record | 6. Introduction              |
|  | 7. Procedures & IPL Sections |

Refer to the Table of Contents for the page location of applicable sections. An asterisked flagnote \*[ ] in place of the page number indicates that no special instructions are provided since the function can be performed using standard industry practices.

The beginning of the REPAIR section includes a list of the separate repairs, a list of applicable standard Boeing practices, and an explanation of the True Position Dimensioning symbols used.

An explanation of the use of the Illustrated Parts List is provided in the Introduction to that section.

All weights and measurements used in the manual are in English units, unless otherwise stated. When metric equivalents are given they will be in parentheses following the English units.

Design changes, optional parts, configuration differences and Service Bulletin modifications create alternate part numbers. These are identified in the Illustrated Parts List (IPL) by adding an alphabetical character to the basic item number. The resulting item number is called an alpha-variant. Throughout the manual, IPL basic item number references also apply to alpha-variants unless otherwise indicated.

Verification:

Disassembly  
Assembly

# 27-51-97

INTRODUCTION

01

Page 1

Jul 10/83



OUTBOARD TRAILING EDGE FLAP LINKAGE ASSEMBLY

DESCRIPTION AND OPERATION

1. The outboard trailing edge flap linkage assembly consists of fail safe aluminum links and rolling element bearings which support the trailing edge flaps.

2. Leading Particulars (Approximate)

A. 113T3000-3, -4, -35, -36, -47 thru -50, -59, -60, -63, -64, -71, -72, -89, -90, -109, -110, -135 thru -138 assemblies (IPL Fig. 1)

Length -- 27 inches  
Width -- 10 inches  
Height -- 16 inches  
Weight -- 106 pounds

B. 113T3000-25, -26, -33, -34, -37, -38, -45, -46, -57, -58, -61, -62, -69, -70, -87, -88, -139 thru -142 assemblies (IPL Fig. 2)

Length -- 33 inches  
Width -- 10 inches  
Height -- 19 inches  
Weight -- 141 pounds

27-51-97

DESCRIPTION & OPERATION

01.1

Page 1

Jul 01/01



### DISASSEMBLY

**NOTE:** Disassemble this component only as necessary to complete fault isolation, determine the serviceability of parts, perform required repairs, and restore the unit to serviceable condition.

#### 1. Parts Replacement (IPL Fig. 1, 2)

**NOTE:** The following parts are recommended for replacement. Unless otherwise specified, actual replacement may be based on in-service experience.

- A. Cotter pins (IPL Fig. 1; 20, 120, 215, 355, 430), (IPL Fig. 2; 10, 220, 365, 440)
- B. Seals (IPL Fig. 1; 270, 410, 490), (IPL Fig. 2; 75, 80, 270, 420, 495)

#### 2. Disassembly

**NOTE:** Do not disassemble individual link assemblies.

- A. Remove cotter pins, nuts, washers, inner and outer pins (IPL Fig. 1; 20 thru 50, 120 thru 145B, 215 thru 245, 355 thru 385, 430 thru 465), (IPL Fig. 2; 10 thru 40, 120 thru 140A, 220 thru 245, 365 thru 395, 440 thru 470).

# 27-51-97

DISASSEMBLY

01.1

Page 301

Mar 01/04

CHECK

1. Check all parts for obvious defects in accordance with standard industry practices.
2. Refer to Fits and Clearances for design dimensions and wear limits.
3. Check all pin and bolt shanks for excessive wear. Carefully examine area around lubrication holes for hairline cracks.
4. Magnetic particle check (SOPM 20-20-01) the following items:
  - A. IPL Fig. 1: Inner pin (25, 125, 220, 360, 435), link (85, 90, 425A), nut (50, 145B, 245, 385, 465), outer pin (40, 135A, 235, 375, 450), retainer (60A, 65A, 260, 395B, 400A, 475, 480), stud (529), segment (515, 520, 522, 523)
  - B. IPL Fig. 2: Inner pin (15, 120, 125, 225, 370, 445), link (100, 105, 435), nut (40, 140A, 245, 395, 470), outer pin (30, 130A, 235, 385, 460), retainer (50, 55A, 60, 65A, 255, 485), stud (534), washer (535A)
5. Penetrant check (SOPM 20-20-02) the following items:
  - A. IPL Fig. 1: Inner pin (25A, 125A, 220A, 360A, 395, 435A), element (290, 295, 350), strap (550, 551, 555, 556, 601G), beam (605A), link (181, 185A, 210A), retainer (60B, 65B, 395, 400A, 475A, 480A), washer (30, 45, 140B, 225, 240, 365, 380, 440, 455, 530A)
  - B. IPL Fig. 2: Inner pin (15A, 120A, 225A, 370A, 445A), element (290, 295, 360), strap (555, 557, 606), link (180C, 215A), retainer (50A, 55B, 60A, 65B, 405, 410, 487, 489), washer (20, 35A, 135C, 240, 375, 390A, 450, 465)

**27-51-97**

CHECK

01.1

Page 501

Mar 01/04

REPAIR – GENERAL1. Content

- A. Repair, refinish and replacement procedures are included in separate repair sections as follows:

<u>P/N</u>	<u>NAME</u>	<u>REPAIR</u>
113T1313	FITTING	1-1
113T1314	FITTING	
113T1498	FITTING	
113T1499	FITTING	
113T1335	LINK	2-1
113T1336	LINK	3-1
113T1307	LINK – MAIN DRIVE	4-1
113T1308	LINK – MAIN DRIVE	
113T1319	LINK	5-1
113T1320	LINK	
113T1321	LINK	6-1
113T1322	LINK	
113T1301	BEAM	7-1
113T1302	BEAM	
113T1263	PIN – OUTER	8-1
- -	MISC PARTS REFINISH	9-1
- -	BUSHING SEALANT	10-1

2. Standard Practices

- A. Refer to the following standard practices as applicable for details of procedures in individual repairs.

27-51-97

REPAIR-GENERAL

01.1

Page 601

Mar 01/04

20-10-02 Machining of Alloy Steel  
20-10-04 Grinding of Chrome Plated Parts  
20-20-01 Magnetic Particle Inspection  
20-41-01 Decoding Table for Boeing Finish Codes  
20-41-02 Application of Chemical and Solvent Resistant Finishes  
20-42-03 Hard Chrome Plating  
20-43-01 Chromic Acid Anodizing  
20-50-01 Bolt and Nut Installation  
20-50-03 Bearing and Bushing Replacement  
20-50-07 Lubrication  
20-50-08 Application of Bonded Solid Film Lubricants  
20-60-02 Finishing Materials  
20-60-03 Lubricants  
20-60-04 Miscellaneous Materials

### 3. Materials

NOTE: Equivalent substitutes may be used.

- A. Corrosion Preventive Compound -- MIL-C-16173, Grade 2 (Ref 20-60-03)
- B. Enamel -- BMS 10-60, gloss, color gray (Ref 20-60-02)
- C. Lubricant -- BMS 3-8 type 8 (Ref 20-60-03)
- D. Primer -- BMS 10-11 type 1 (Ref 20-60-02)
- E. Primer -- BMS 10-79 (Ref 20-60-02)
- F. Sealant -- BMS 5-95 (Ref 20-60-04)
- G. Grease -- BMS 3-33 (Ref 20-60-03)

### 4. Dimensioning Symbols

- A. Standard True Position Dimensioning Symbols used in the applicable repair procedures are shown in Fig. 601.

**27-51-97**

REPAIR-GENERAL

01.1

Page 602

Nov 01/05

# BOEING

## COMPONENT MAINTENANCE MANUAL

- STRAIGHTNESS
- ▭ FLATNESS
- ⊥ PERPENDICULARITY (OR SQUARENESS)
- // PARALLELISM
- ROUNDNESS
- ⊙ CYLINDRICITY
- ⌒ PROFILE OF A LINE
- △ PROFILE OF A SURFACE
- ◎ CONCENTRICITY
- ≡ SYMMETRY
- ∠ ANGULARITY
- ↗ RUNOUT
- ↗ TOTAL RUNOUT
- ⊏ COUNTERBORE OR SPOTFACE
- ∇ COUNTERSINK

- ⊕ THEORETICAL EXACT POSITION OF A FEATURE (TRUE POSITION)
- ∅ DIAMETER
- S ∅ SPHERICAL DIAMETER
- R RADIUS
- SR SPHERICAL RADIUS
- ( ) REFERENCE
- BASIC (BSC) OR DIM A THEORETICALLY EXACT DIMENSION USED TO DESCRIBE SIZE, SHAPE OR LOCATION OF A FEATURE FROM WHICH PERMISSIBLE VARIATIONS ARE ESTABLISHED BY TOLERANCES ON OTHER DIMENSIONS OR NOTES.
- A- DATUM
- Ⓜ MAXIMUM MATERIAL CONDITION (MMC)
- Ⓛ LEAST MATERIAL CONDITION (LMC)
- Ⓢ REGARDLESS OF FEATURE SIZE (RFS)
- Ⓟ PROJECTED TOLERANCE ZONE
- FIM FULL INDICATOR MOVEMENT

### EXAMPLES

<div style="border: 1px solid black; display: inline-block; padding: 2px;">— 0.002</div>	STRAIGHT WITHIN 0.002	<div style="border: 1px solid black; display: inline-block; padding: 2px;">◎ C ∅ 0.0005</div>	CONCENTRIC TO C WITHIN 0.0005 DIAMETER
<div style="border: 1px solid black; display: inline-block; padding: 2px;">⊥ B 0.002</div>	PERPENDICULAR TO B WITHIN 0.002	<div style="border: 1px solid black; display: inline-block; padding: 2px;">≡ A 0.010</div>	SYMMETRICAL WITH A WITHIN 0.010
<div style="border: 1px solid black; display: inline-block; padding: 2px;">// A 0.002</div>	PARALLEL TO A WITHIN 0.002	<div style="border: 1px solid black; display: inline-block; padding: 2px;">∠ A 0.005</div>	ANGULAR TOLERANCE 0.005 WITH A
<div style="border: 1px solid black; display: inline-block; padding: 2px;">○ 0.002</div>	ROUND WITHIN 0.002	<div style="border: 1px solid black; display: inline-block; padding: 2px;">⊕ B ∅ 0.002 Ⓢ</div>	LOCATED AT TRUE POSITION WITHIN 0.002 DIA RELATIVE TO DATUM B, REGARDLESS OF FEATURE SIZE
<div style="border: 1px solid black; display: inline-block; padding: 2px;">⊙ 0.010</div>	CYLINDRICAL SURFACE MUST LIE BETWEEN TWO CONCENTRIC CYLINDERS, ONE OF WHICH HAS A RADIUS 0.010 INCH GREATER THAN THE OTHER	<div style="border: 1px solid black; display: inline-block; padding: 2px;">⊥ A ∅ 0.010 Ⓜ</div> <div style="border: 1px solid black; display: inline-block; padding: 2px;">0.510 Ⓟ</div>	AXIS IS TOTALLY WITHIN A CYLINDER OF 0.010-INCH DIAMETER, PERPENDICULAR TO, AND EXTENDING 0.510-INCH ABOVE, DATUM A, MAXIMUM MATERIAL CONDITION
<div style="border: 1px solid black; display: inline-block; padding: 2px;">⌒ A 0.006</div>	EACH LINE ELEMENT OF THE SURFACE AT ANY CROSS SECTION MUST LIE BETWEEN TWO PROFILE BOUNDARIES 0.006 INCH APART RELATIVE TO DATUM PLANE A	<div style="border: 1px solid black; display: inline-block; padding: 2px;">2.000</div>	EXACT DIMENSION IS 2.000
<div style="border: 1px solid black; display: inline-block; padding: 2px;">▭ A 0.020</div>	SURFACES MUST LIE WITHIN PARALLEL BOUNDARIES 0.02 INCH APART AND EQUALLY DISPOSED ABOUT TRUE PROFILE	OR 2.000 BSC	
(NOTE THAT <div style="border: 1px solid black; display: inline-block; padding: 2px;">⌒ A 0.020</div> MAY ALSO APPEAR AS <div style="border: 1px solid black; display: inline-block; padding: 2px;">⌒ 0.020 A</div> )			

True Position Dimensioning Symbols  
Figure 601

27-51-97

REPAIR-GENERAL

01.1

Page 603

Jul 01/01



FITTING ASSEMBLY - REPAIR 1-1

113T1313-7, -8, -11, -12, -17, -18, -23, -24  
113T1314-15, -16, -17, -18, -27, -28, -33, -34  
113T1498-1, -2, -7 thru -10, -13, -14  
113T1499-1, -2, -11 thru -14

NOTE: Refer to REPAIR-GEN for list of applicable standard practices. For repair which may only require stripping and restoration of the original finish, refer to Refinish instructions, Fig. 601.

1. Bushing Replacement (Fig. 601)

- A. Remove existing bushings.
- B. On 113T1498, 113T1499 assemblies: Chemical treat bushing holes (F-17.10).
- C. Install new bushings using shrink-fit method except use wet BMS 5-95 sealant (SOPM 20-50-03).
- D. Check dimensions and machine as necessary.
- E. Seal bushings per REPAIR 10-1.

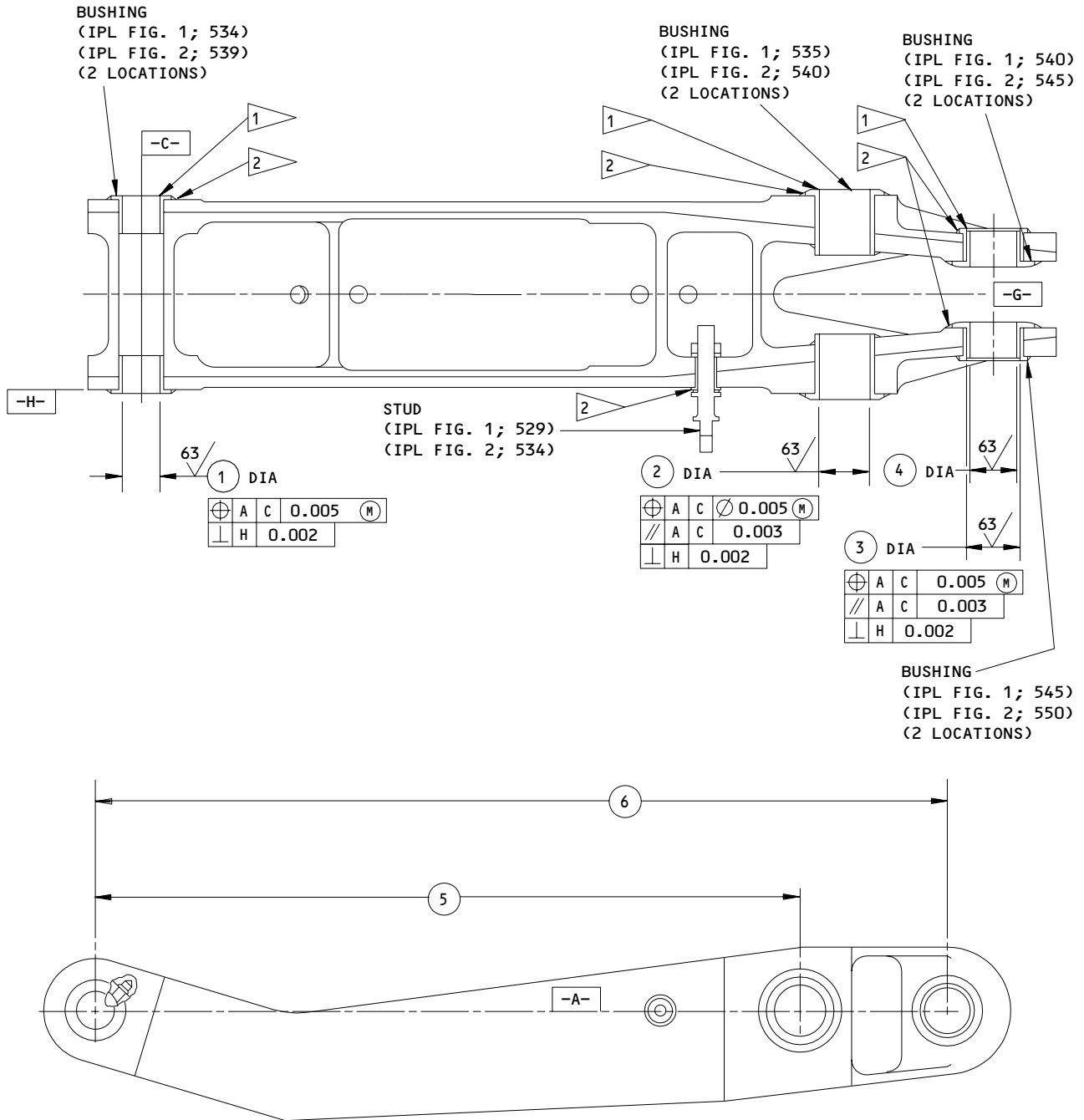
**27-51-97**

REPAIR 1-1

01.1

Page 601

Mar 01/04



113T1313-7,-8,-11,-12,-17,-18,-23,-24  
 113T1314-15,-16,-17,-18,-27,-28,-33,-34  
 113T1498-1,-2,-7 THRU -10,-13,-14  
 113T1499-1,-2,-11 THRU -14

Bushing Replacement and Refinish Details  
 Figure 601 (Sheet 1)

**27-51-97**

REPAIR 1-1

Page 602

Mar 01/04

01.1

	BUSHING INSIDE DIAMETER AFTER INSTALLATION				BASIC DIMENSION	
	①	②	③	④	⑤	⑥
113T1313	1.0820 1.0810	1.5006 1.4995	1.5116 1.5108	1.3756 1.3750	20.490	24.860
113T1314	1.2520 1.2510	1.6255 1.6245	1.7865 1.7855	1.6256 1.6245	25.386	30.800
113T1498	1.0820 1.0810	1.5006 1.4995	1.5116 1.5108	1.3756 1.3750	20.470	24.836
113T1499	1.2520 1.2510	1.6255 1.6245	1.7865 1.7855	1.6256 1.6245	25.363	30.772

**REFINISH**

113T1313,113T1314 ASSEMBLIES:

ALL DIMENSIONS ARE IN INCHES

CHEMICALLY TREAT AND APPLY BMS 10-11, TYPE 1 PRIMER (113T1313, F-18.06; 113T1314, F-18.01) EXCEPT OMIT PRIMER IN BUSHING HOLES. APPLY BMS 10-11, TYPE 1 PRIMER (SRF-14.995) AND BMS 10-60 ENAMEL (SRF-14.9813) TO ALL AREAS EXCEPT ON BUSHINGS AND LUBE FITTINGS.

113T1498,113T1499 ASSEMBLIES:

APPLY BMS 10-11, TYPE 1 PRIMER (SRF-14.995) AND BMS 10-60 ENAMEL (SRF-14.9813) TO ALL AREAS EXCEPT ON BUSHINGS AND LUBE FITTINGS.

1 CHAMFER BUSHING ID 0.015 X 48° BOTH ENDS  
0.005 X 42°

2 SEAL ALL AROUND BUSHING FLANGE AFTER INSTALLATION WITH BMS 5-95 SEALANT (9 LOCATIONS)

113T1313-7,-8,-11,-12,-17,-18,-23,-24  
 113T1314-15,-16,-17,-18,-27,-28,-33,-34  
 113T1498-1,-2,-7 THRU -10,-13,-14  
 113T1499-1,-2,-11 THRU -14

Bushing Replacement and Refinish Details  
 Figure 601 (Sheet 2)

**27-51-97**

REPAIR 1-1

Page 603

Mar 01/04

01.1

LINK ASSEMBLY – REPAIR 2-1

113T1335-4, -7, -9, -12, -13

**NOTE:** Refer to REPAIR-GEN for list of applicable standard practices. For repair which may only require stripping and restoration of the original finish, refer to Refinish instructions, Fig. 601.

1. Bearing Replacement (Fig. 601)

- A. Remove bolts.
- B. Remove retainers.
- C. Remove seals and bearings.
- D. Install new bearings per SOPM 20-50-03, except on 113T1335-13, install bearings with BMS 3-33 grease.
- E. Install seals.

**CAUTION:** MAKE SURE THAT THE SEALANT DOES NOT CONTAMINATE THE BEARING BALL, OR THE BEARING CAN MALFUNCTION.

- F. Install retainers with BMS 5-95 sealant on the faying surfaces per SOPM 20-50-19.
- G. Install bolts.
- H. Install lockwire on the bolts as shown. Use the double-twist procedure (SOPM 20-50-02).

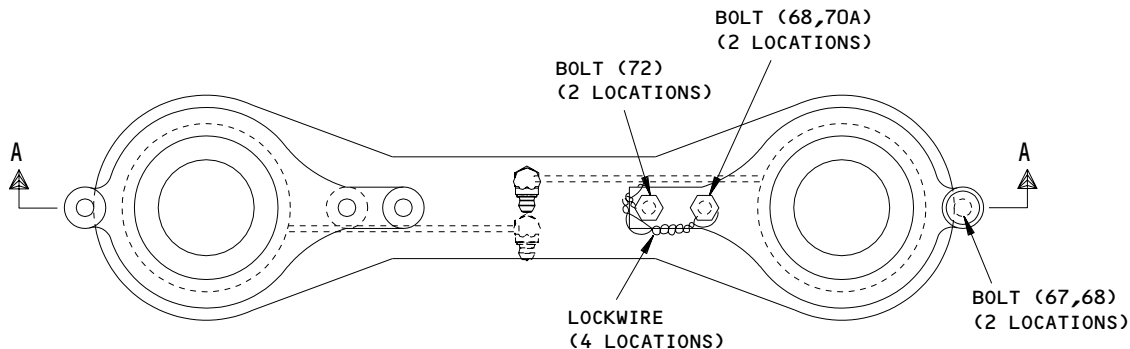
**27-51-97**

REPAIR 2-1

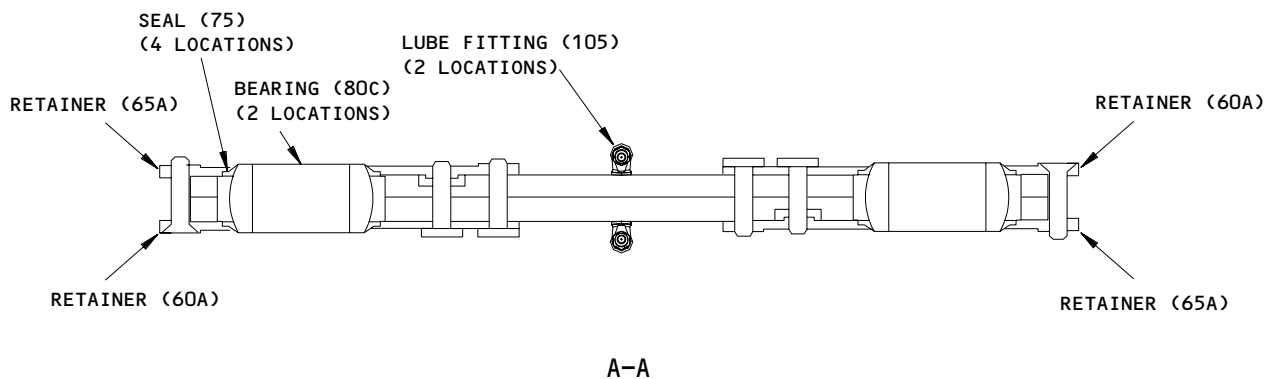
01.1

Page 601

Mar 01/04



113T1335-4 SHOWN  
 113T1335-7,-9,-12,-13 SIMILAR



**REFINISH**

113T1335-4,-7,-9,-12 --  
 APPLY BMS 10-11, TYPE 1 PRIMER (SRF-14.995)  
 AND BMS 10-60 ENAMEL (SRF-14.9813) ALL OVER  
 EXCEPT ON BEARINGS, SEALS AND LUBE FITTINGS.

113T1335-13 -- APPLY NO FINISH (F-25.01).

ITEM NUMBERS REFER TO IPL FIG. 1

113T1335-4,-7,-9,-12,-13  
 Link Assembly - Parts Replacement and Refinish  
 Figure 601

**27-51-97**

REPAIR 2-1  
 Page 602  
 Mar 01/04

01.1

LINK ASSEMBLY – REPAIR 3-1

113T1336-5, -7, -10, -11

**NOTE:** Refer to REPAIR-GEN for list of applicable standard practices. For repair which may only require stripping and restoration of the original finish, refer to Refinish instructions, Fig. 601.

1. Bearing Replacement (Fig. 601)

- A. Remove bolts.
- B. Remove retainers.
- C. Remove seals and bearings.
- D. Install new bearings per SOPM 20-50-03, except on 113T1336-11, install bearings with BMS 3-33 grease.

- E. Install seals.

**CAUTION:** MAKE SURE THAT THE SEALANT DOES NOT CONTAMINATE THE BEARING BALL, OR THE BEARING CAN MALFUNCTION.

- F. Install retainers with BMS 5-95 sealant on the faying surfaces per SOPM 20-50-19.
- G. Install bolts. Tighten bolts to 12-15 pound-inches except as shown.
- H. Install lockwire on the bolts as shown. Use the double-twist procedure (SOPM 20-50-02).

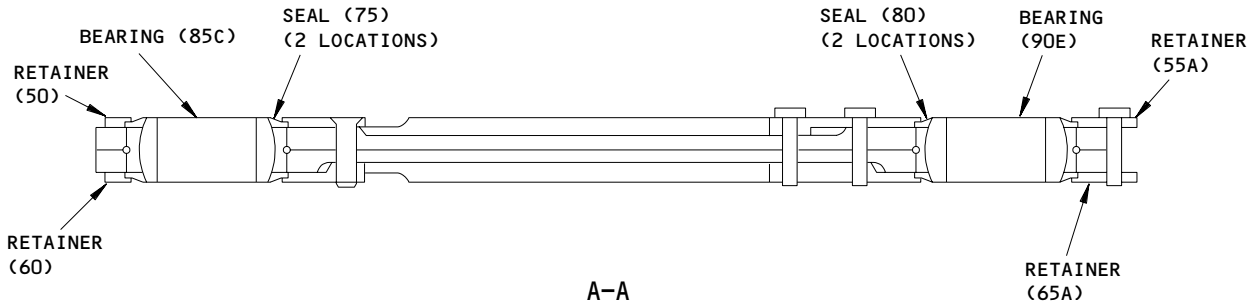
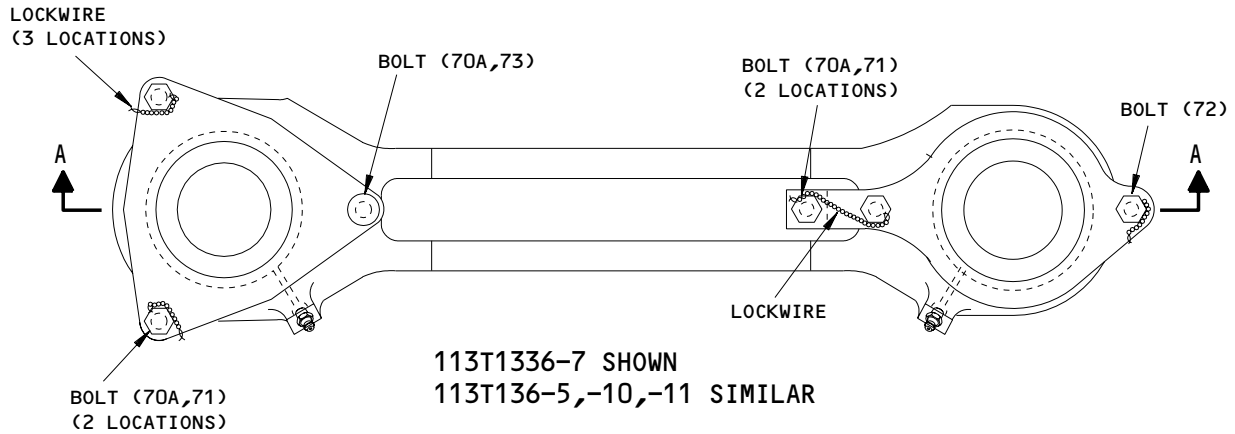
**27-51-97**

REPAIR 3-1

01.1

Page 601

Mar 01/04



**REFINISH**

113T1336-5,-7,-10 --  
 APPLY BMS 10-11, TYPE 1 PRIMER (SRF-14.995)  
 AND BMS 10-60 ENAMEL (SRF-14.9813) ALL OVER  
 EXCEPT ON BEARINGS, SEALS AND LUBE FITTINGS.

ITEM NUMBERS REFER TO IPL FIG. 2

113T1336-11 -- APPLY NO FINISH (F-25.01)

1 ON 113T1336-7,-11 ONLY, TIGHTEN TO  
 50-60 POUND-INCHES

113T1336-5,-7,-10,-11  
 Link Assembly - Parts Replacement and Refinish  
 Figure 601

**27-51-97**

REPAIR 3-1  
 Page 602  
 Mar 01/04

01.1

MAIN DRIVE LINK ASSEMBLY – REPAIR 4-1

113T1307-12 thru -15, -20, -25  
113T1308-5, -9, -14, -19, -20

NOTE: Refer to REPAIR-GEN for list of applicable standard practices. For repair which may only require stripping and restoration of the original finish, refer to Refinish instructions, Fig. 601.

1. Bushing Replacement (Fig. 601)

- A. Remove existing bushings.
- B. Chemical treat bushing holes (F-17.10).
- C. Install new bushings using shrink fit method except use wet BMS 5-95 sealant (Ref 20-50-03).
- D. Check dimensions and machine as necessary.
- E. Seal bushings per REPAIR 10-1.

**27-51-97**

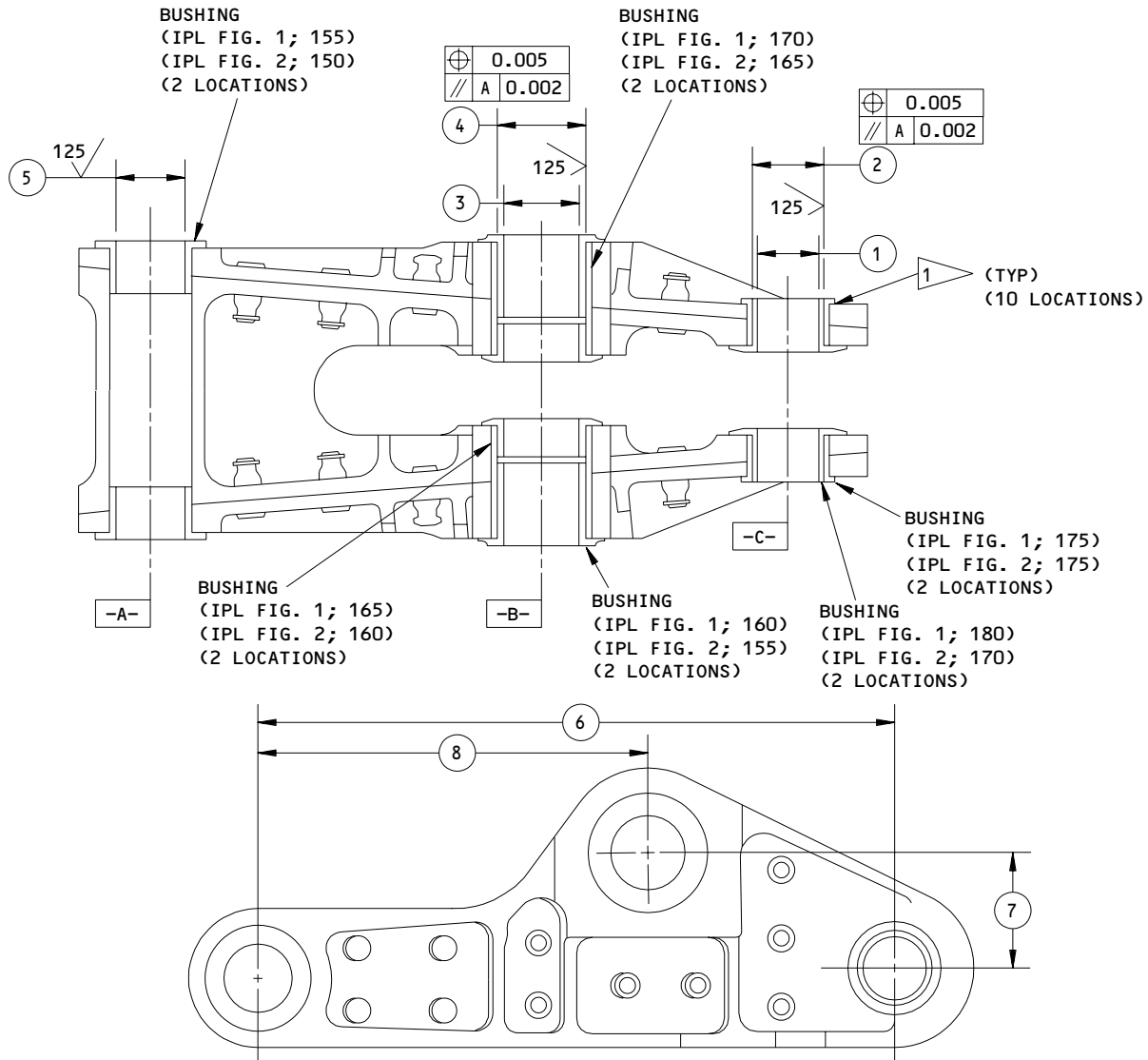
REPAIR 4-1

01.1

Page 601

Jul 01/01



**COMPONENT  
MAINTENANCE MANUAL**


	BUSHING INSIDE DIAMETER AFTER INSTALLATION					BASIC DIMENSION		
	1	2	3	4	5	6	7	8
113T1307	1.3131 1.3120	1.4430 1.4422	1.5006 1.4995	1.6490 1.6482	1.3756 1.3750	12.574	2.364	7.710
113T1308	1.5006 1.4995	1.6490 1.6482	1.6256 1.6245	1.7865 1.7856	1.5006 1.4995	15.578	2.928	9.552

**REFINISH**

APPLY BMS 10-11, TYPE 1 PRIMER (F-14.995) AND BMS 10-60 ENAMEL (SRF-14.9813) TO ALL AREAS EXCEPT ON BUSHINGS AND LUBE FITTING.

**1** SEAL WITH BMS 5-95 SEALANT

ALL DIMENSIONS ARE IN INCHES

113T1307-12 THRU -15,-20,-25  
113T1308-5,-9,-14,-19,-20  
Bushing Replacement and Refinish Details  
Figure 601

**27-51-97**

REPAIR 4-1

01.1

Page 602

Mar 01/04

LINK ASSEMBLY – REPAIR 5-1

113T1319-3, -5  
113T1320-1, -3

NOTE: Refer to REPAIR-GEN for list of applicable standard practices. For repair which may only include stripping and restoration of the original finish, refer to Refinish instructions, Fig. 601.

1. Bearing Replacement (Fig. 601)

- A. Remove bolts.
  - B. Remove retainers.
  - C. Remove seals and bearings.
  - D. Install new bearings per SOPM 20-50-03, except on 113T1319-5 and 113T1320-3, install bearings with BMS 3-33 grease.
  - E. Install seals.
- CAUTION: MAKE SURE THAT THE SEALANT DOES NOT CONTAMINATE THE BEARING BALL, OR THE BEARING CAN MALFUNCTION.
- F. Install retainers with BMS 5-95 sealant on the faying surfaces per SOPM 20-50-19.
  - G. Install bolts. Tighten the four outer bolts to 12-15 pound-inches.
  - H. Install lockwire on the bolts as shown. Use the double-twist procedure (SOPM 20-50-02).
  - I. Install retainers and bolts. Apply BMS 5-95 sealant to faying surface between the bearing retainers and the link. Make sure sealant does not contaminate bearing ball. Tighten the four outer bolts to 12-15 pound-inches.

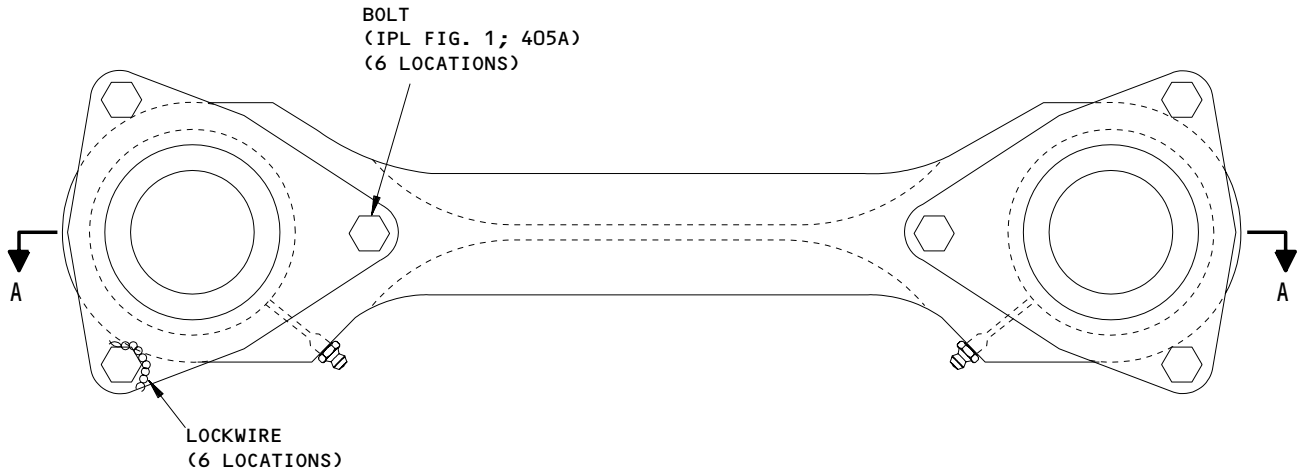
**27-51-97**

REPAIR 5-1

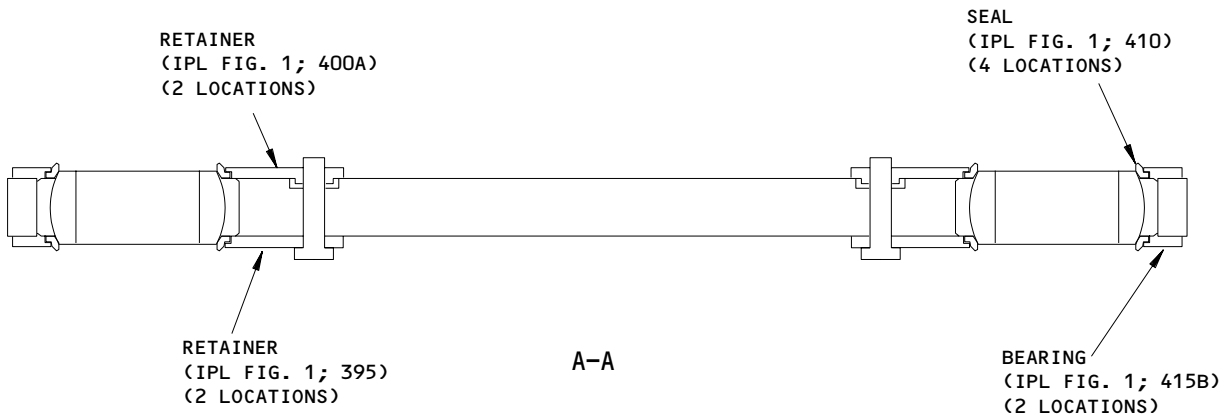
01.1

Page 601

Mar 01/04



113T1319-3 SHOWN  
 113T1319-5 SIMILAR

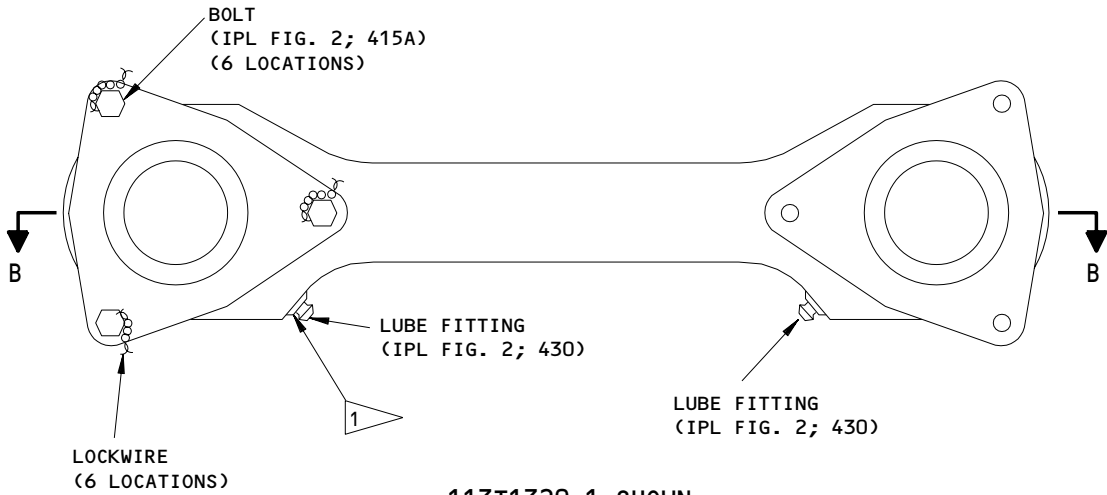


113T1319-3,-5  
 113TT1320-1,-3  
 Link Assembly - Parts Replacement and Refinish  
 Figure 601 (Sheet 1)

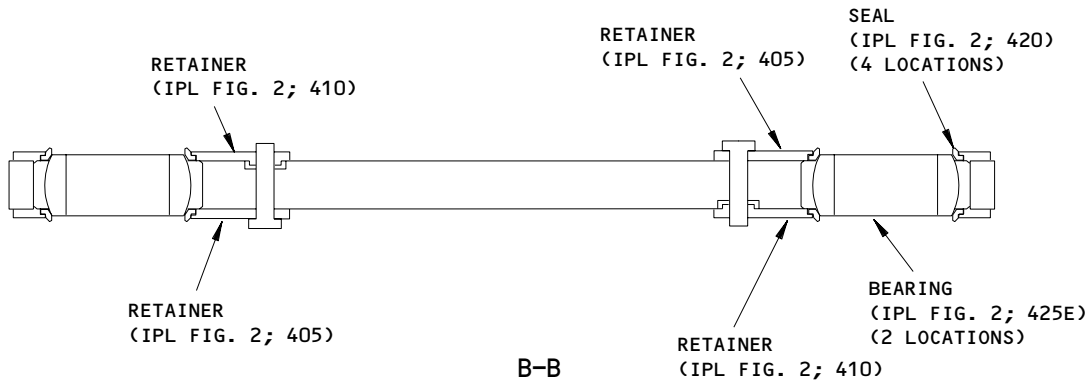
**27-51-97**

REPAIR 5-1  
 Page 602  
 Mar 01/04

01.1



113T1320-1 SHOWN  
 113T1320-3 SIMILAR



**REFINISH**

113T1319-3,113T1320-1 -- APPLY BMS 10-11,  
 TYPE 1 PRIMER (SRF-14.995) AND BMS 10-60 ENAMEL  
 (SRF-14.9813) ALL OVER EXCEPT ON BEARINGS AND  
 LUBE FITTINGS.

113T1319-5,113T1320-3 -- APPLY NO FINISH  
 (F-25.01)

- 1 113T1319-3,113T1320-1 -- INSTALL WITH  
 THIN COAT OF MIL-C-16173 CORROSION  
 PREVENTIVE COMPOUND ON MATING THREADS.  
 113T1319-5,113T1320-3 -- INSTALL WITH  
 BMS 3-33 GREASE.

113T1319-3,-5  
 113T1320-1,-3  
 Link Assembly - Parts Replacement and Refinish  
 Figure 601 (Sheet 2)

**27-51-97**

REPAIR 5-1

01.1

Page 603

Mar 01/04

LINK ASSEMBLY – REPAIR 6-1

113T1321-1, -8, -12, -13  
 113T1322-1, -5, -7, -9, -12

**NOTE:** Refer to REPAIR-GEN for list of applicable standard practices. For repair which may only require stripping and restoration of the original finish, refer to Refinish instructions, Fig. 601.

1. Bearing and Bushing Replacement (Fig. 601)

- A. Remove the bolts (IPL Fig. 1; 485), (IPL Fig. 2; 490), retainers (IPL Fig. 1; 475, 480), (IPL Fig. 2; 480, 485, 487, 489), and bushings (IPL Fig. 1; 510A), (IPL Fig. 2; 515).
- B. Remove the seals (IPL Fig. 1; 490), (IPL Fig. 2; 495) and bearings (IPL Fig. 1; 495C), (IPL Fig. 2; 500C).
- C. Deleted
- D. Install new bearings per SOPM 20-50-03, except on 113T1321-12, -13, 113T1322-9, -12, and on link assemblies modified per SB 767-27-0196, install the bearings with BMS 3-33 grease.
- E. Install seals.
- F. Install new bushings by the press fit procedure (SOPM 20-50-03). Check dimensions and machine as necessary.

**CAUTION:** MAKE SURE THAT THE SEALANT DOES NOT CONTAMINATE THE BEARING BALL, OR THE BEARING CAN MALFUNCTION.

- G. Install retainers with BMS 5-95 sealant on the faying surfaces per SOPM 20-50-19.
- H. Install bolts. Tighten the four outer bolts to 12-15 pound-inches.
- I. Install lockwire on the bolts as shown. Use the double-twist procedure (SOPM 20-50-02).

2. Link Repair (113T1321-1, -8, -12, -13 link assemblies) (Fig. 601)

- A. Repair corrosion damage to bearing bores on link assembly (IPL Fig. 1; 470) by machining the bearing bore oversize and installing a repair bushing.
  - (1) Remove the bearing retainers (IPL Fig. 1; 475, 480), seals (IPL Fig. 1; 490), bearings (IPL Fig. 1; 495C), bushings (IPL Fig. 1; 510A), and fittings (IPL Fig. 1; 500) from the link assembly.

**27-51-97**

REPAIR 6-1

01.1

Page 601

Nov 01/05

(2) Machine the bearing bore diameter to 0.120 inch oversize per SOPM 20-10-02. This will result in a bushing wall thickness of 0.060 inch. Finish 125 microinches AA or better surface roughness.

(3) Do a magnetic particle check of the machined surface per SOPM 20-20-01.

**CAUTION:** MAKE SURE THE SHOT PELLETS DO NOT BLOCK THE LUBRICATION PATH. GREASE STARVATION CAN CAUSE THE BEARING TO SEIZE.

(4) Shot peen the hole per SOPM 20-10-03 using shot No. 170-460, intensity 0.016A, coverage 2.0.

(5) Stylus cadmium plate the machined surface per SOPM 20-42-10.

(6) Fabricate an Al-Ni-Br repair bushing per AMS4640. Make repair bushing diameter to provide a 0.0010-0.0015 inch interference fit. Length of repair bushing to provide a flush fit within 0.002 inch.

(7) Cadmium plate the repair bushing per SOPM 20-42-05.

(8) Install repair bushing with wet BMS 10-11, Type 1 primer.

**CAUTION:** DO NOT BLOCK THE LUBRICATION PATH. GREASE STARVATION CAN CAUSE THE BEARING TO SEIZE.

(9) Machine a hole in the repair sleeve to match the size and location of the existing lubrication passage.

NOTE: Early 113T1321-1, -8 link assemblies had a lubrication passage diameter of 0.078-0.098 inch. You can increase the diameter of the sleeve hole and the lubrication passage on these assemblies to 0.110-0.130 inch.

(10) Machine the installed repair bushing to the design diameter of the bearing bore, as shown in Fig. 601.

(11) Use a wire or rod to make sure that the lubrication hole is clear.

(12) Install bushings, fittings, bearings, seals, and bearing retainers on the link.

**27-51-97**

REPAIR 6-1

01.1 Page 602

Mar 01/05

**3. Link Repair (113T1322-1, -5, -7, -9, -12 link assemblies) (Fig. 601)**

A. Repair damage to the bearing bores on the link assembly (IPL Fig. 2; 475) by machining the bearing bore oversize and installing a repair bushing.

(1) Remove the bearing retainers (IPL Fig. 2; 480, 485, 487, 489), seals (IPL Fig. 2; 495), bearings (IPL Fig. 2; 500C), bushings (IPL Fig. 2; 515), and fittings (IPL Fig. 2; 505) from the link assembly.

(2) Machine the bearing bore diameter to 0.120 inch oversize per SOPM 20-10-02. This will result in a bushing wall thickness of 0.060 inch. Finish 125 microinches AA or better surface roughness.

(3) Do a penetrant check of the machined surface per SOPM 20-20-02.

**CAUTION:** MAKE SURE THE SHOT PELLETS DO NOT BLOCK THE LUBRICATION PATH. GREASE STARVATION CAN CAUSE THE BEARING TO SEIZE.

(4) Shot peen the hole per SOPM 20-10-03 using shot No. 280-460, intensity 0.016A, coverage 2.0.

(5) Fabricate an Al-Ni-Br repair bushing per AMS4640. Make repair bushing diameter to provide a 0.0010-0.0015 inch interference fit. Length of repair bushing to provide a flush fit within 0.002 inch.

(6) Cadmium plate the repair bushing per SOPM 20-42-05.

(7) Install repair bushing with wet BMS 10-11, Type 1 primer.

**CAUTION:** DO NOT BLOCK LUBRICATION PATH. GREASE STARVATION MAY CAUSE THE BEARING TO SEIZE.

(8) Machine a hole in the repair sleeve to match the size and location of the existing lubrication passage.

(9) Machine the installed repair bushing to the design diameter of the bearing bore, as shown in Fig. 601.

(10) Use a wire or rod to make sure that the lubrication hole is clear.

(11) Install bushings, fittings, bearings, seals, and bearing retainers on the link.

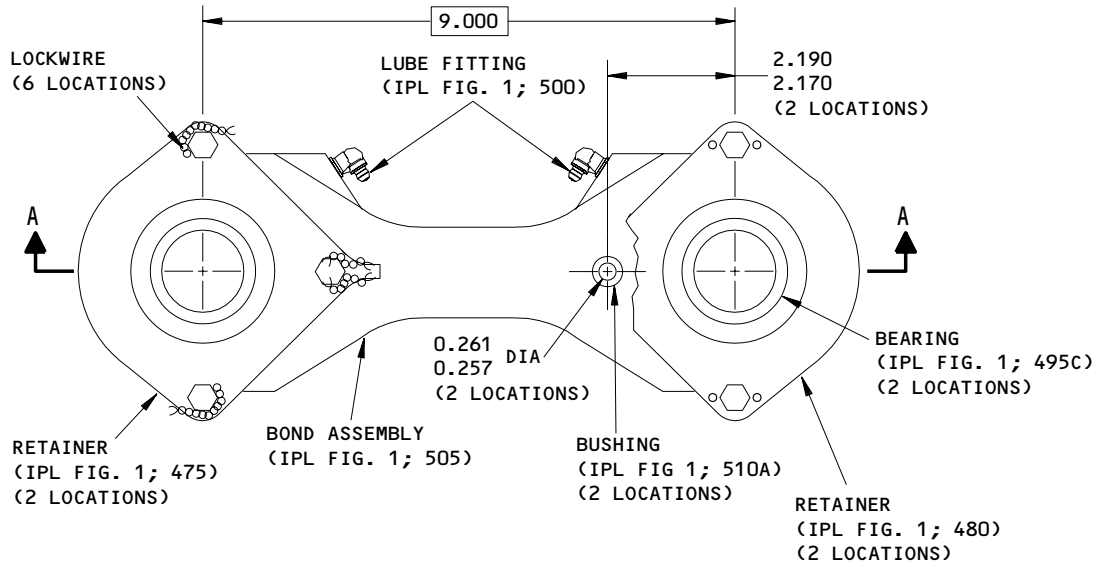
**27-51-97**

REPAIR 6-1

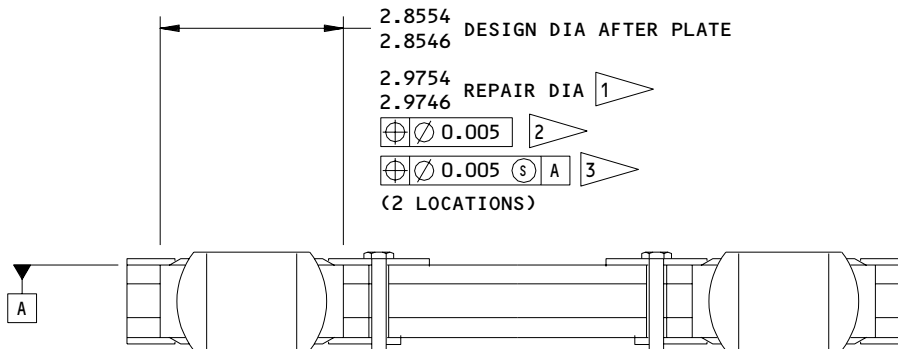
01.1

Page 603

Nov 01/05



113T1321-1 SHOWN  
 113T1321-8,-12,-13 SIMILAR



A-A

113T1321-1,-8,-12,-13  
 113T1322-1,-5,-7,-9,-12  
 Link Assembly Repair  
 Figure 601 (Sheet 1)

**27-51-97**

REPAIR 6-1

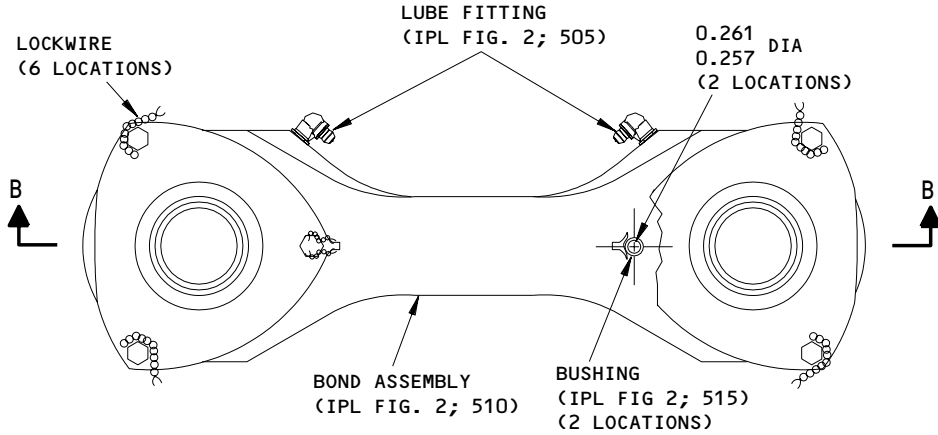
Page 604

Nov 01/05

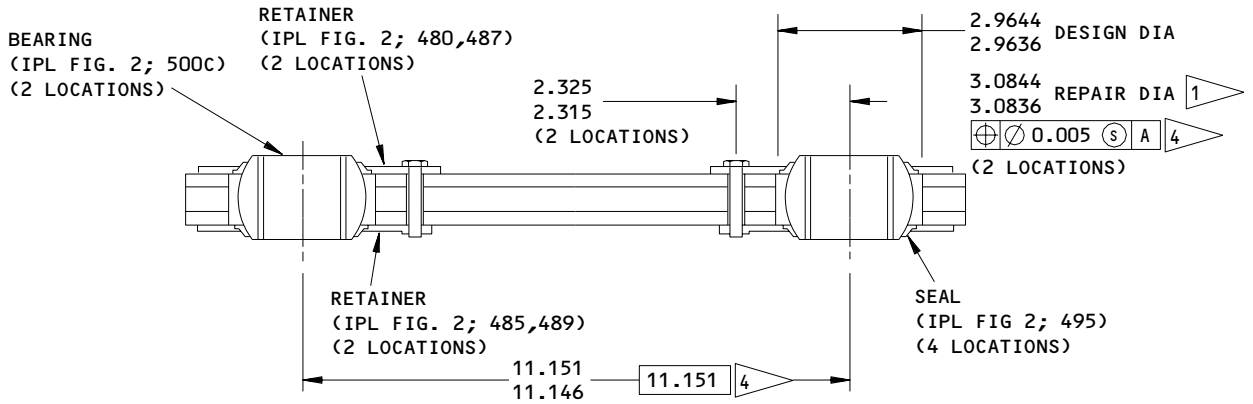
01.1



**BOEING**  
**COMPONENT**  
**MAINTENANCE MANUAL**



113T1322-1 SHOWN  
 113T1322-5,-7,-9,-12 SIMILAR



B-B

**REFINISH**

BOND ASSEMBLY (IPL FIG. 1; 505): APPLY BMS 10-11, TYPE 1 PRIMER (F-14.995) AND BMS 10-60 ENAMEL (SRF-14.9813) EXCEPT IN BEARING AND LUBE FITTING HOLES. STYLUS CADMIUM PLATE (F-15.29) BEARING HOLE.

BOND ASSEMBLY (IPL FIG. 2; 510): APPLY PHOSPHATE-FLUORIDE COAT (F-14.881) AND APPLY BMS 10-11, TYPE 1 PRIMER (F-20.02).

LINK ASSEMBLY (IPL FIG. 2; 475 THRU 475C): APPLY BMS 10-60 ENAMEL (SRF-14.9813) EXCEPT IN BEARING AND LUBE FITTING HOLES.

- 1 MACHINE BEARING HOLE TO 0.120 OVERSIZE FOR INSTALLATION OF REPAIR BUSHING
- 2 FOR 113T1321-1,-8
- 3 FOR 113T1321-12,-13
- 4 FOR 113T1322-12

**REPAIR**

REF 1

125/ ALL MACHINED SURFACES UNLESS SHOWN DIFFERENTLY

MATERIAL: BOND ASSEMBLY (IPL FIG. 1; 505): 4330M STEEL, 180-200 KSI  
 BOND ASSEMBLY (IPL FIG. 2; 510): TITANIUM  
 SEGMENT (IPL FIG. 1; 522,523): 15-5PH CRES, 180-200 KSI  
 PLATE (IPL FIG. 2; 526,529): TITANIUM

ALL DIMENSIONS ARE IN INCHES

113T1321-1,-8,-12,-13  
 113T1322-1,-5,-7,-9,-12  
 Link Assembly Repair  
 Figure 601 (Sheet 2)

**27-51-97**

REPAIR 6-1

Page 605

Nov 01/05

01.1

BEAM ASSEMBLY – REPAIR 7-1

113T1301-1  
113T1302-1, -10

NOTE: Refer to REPAIR-GEN for list of applicable standard practices. For repair which may only require stripping and restoration of the original finish, refer to Refinish instructions, Fig. 601.

1. Bearing Replacement (Fig. 601)

- A. Remove bolts and retainers.
- B. Remove seals and bearings.
- C. Install new bearing (SOPM 20-50-03).
- D. Install seals.
- E. Install retainers and bolts.

2. Bushing Replacement

- A. Remove existing bushings.
- B. Install new bushings using shrink-fit method except use wet BMS 5-95 sealant (SOPM 20-50-03).
- C. Check dimensions and machine as necessary.
- D. Seal bushings per REPAIR 10-1.

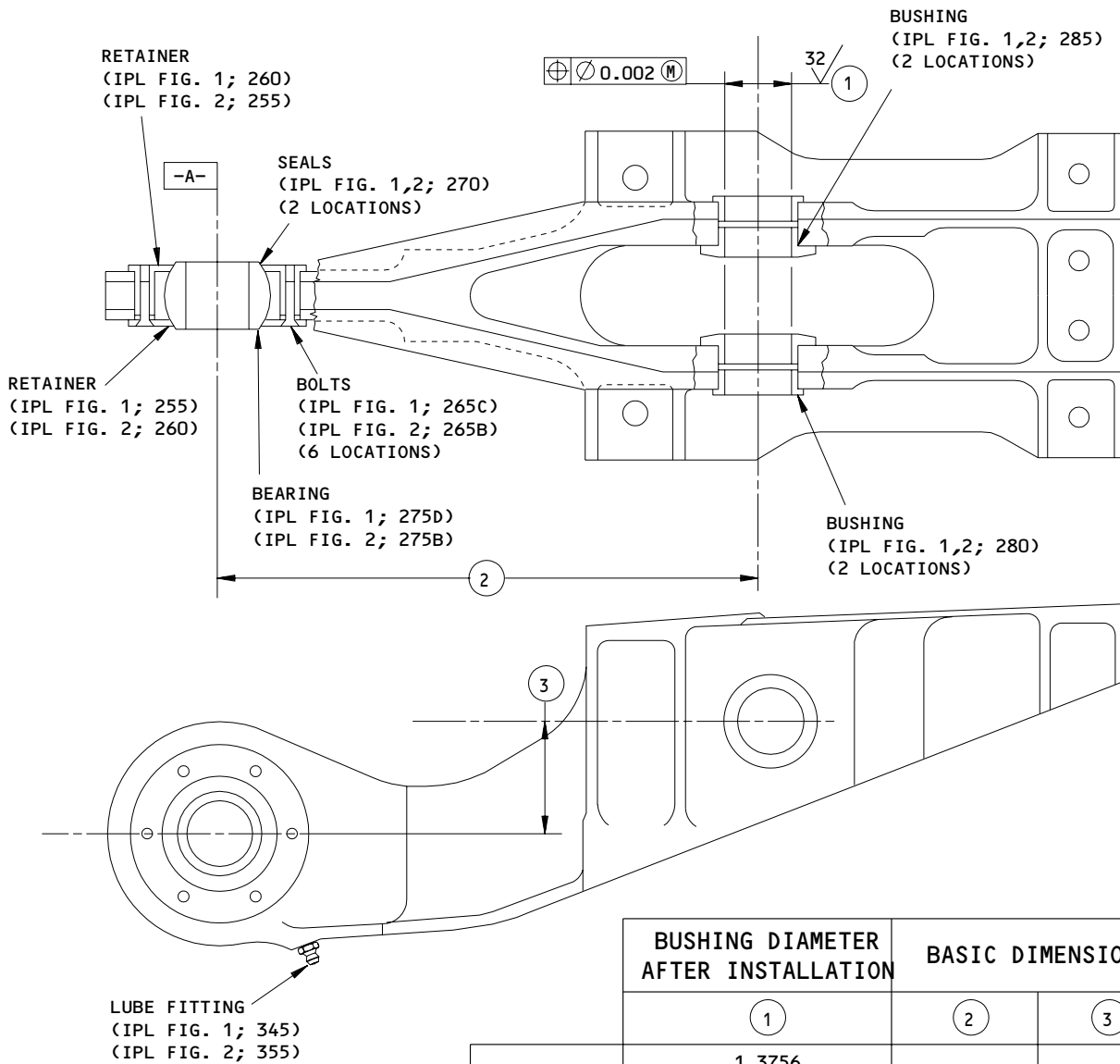
**27-51-97**

REPAIR 7-1

01.1

Page 601

Mar 01/04



	BUSHING DIAMETER AFTER INSTALLATION		BASIC DIMENSION	
	①	②	②	③
113T1301	1.3756 1.3745	11.113		2.330
113T1302	1.6256 1.6245	13.768		2.886

**REFINISH**

APPLY BMS 10-11, TYPE 1 PRIMER (SRF-14.995) AND BMS 10-60 ENAMEL (SRF-14.9813) ALL OVER EXCEPT ON BEARING BORE AND FACES, BUSHING HOLE AND FLANGE FACES AND LUBE FITTINGS.

ALL DIMENSIONS ARE IN INCHES

113T1301-1  
 113T1302-1,-10  
 Beam Assembly - Parts Replacement and Refinish Details  
 Figure 601

**27-51-97**

REPAIR 7-1

Page 602

Mar 01/04

01.1



OUTER PIN - REPAIR 8-1

113T1263-7, -12, -16, -18, -20, -23, -25

NOTE: Refer to REPAIR-GEN for list of applicable standard practices. For repair which may only require stripping and restoration of the original finish, refer to Refinish instructions, Fig. 601.

1. Bearing Surface Repair (Fig. 601)

A. Machine diameter as required, within repair limit shown, to remove defects.

B. Build up repaired area with chrome plate per SOPM 20-42-03 and grind to design dimensions and finish shown. Chrome plate thickness must be 0.003-0.015 inch after grinding.

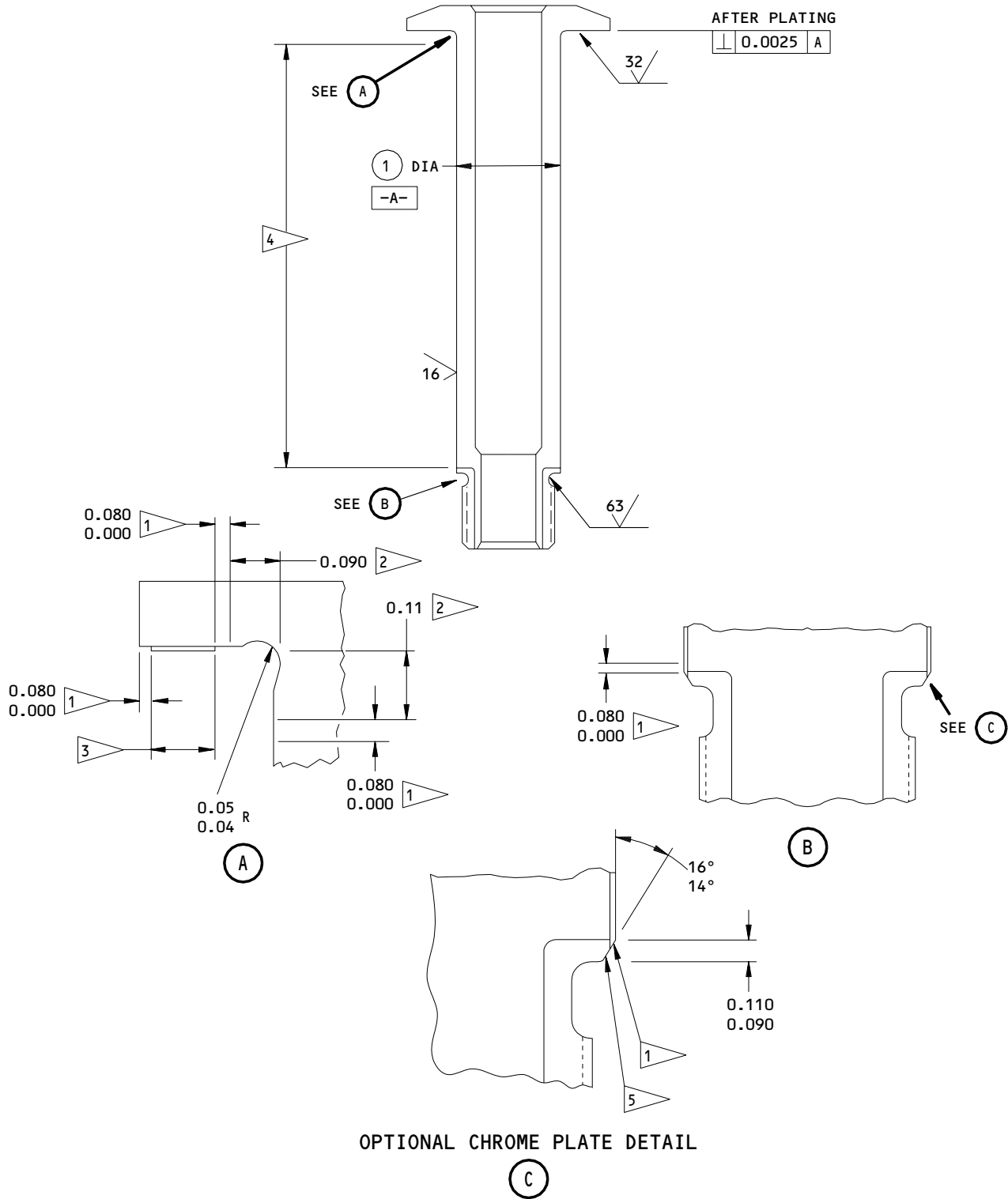
**27-51-97**

REPAIR 8-1

01.1

Page 601

Mar 01/04



OPTIONAL CHROME PLATE DETAIL

113T1263-7,-12,-16,-18,-20,-23,-25  
 Outer Pin Repair and Refinish  
 Figure 601 (Sheet 1)

**27-51-97**

REPAIR 8-1

Page 602

Mar 01/04

01.1


**BOEING**  
 COMPONENT  
 MAINTENANCE MANUAL

PART NUMBER	ITEM NUMBER		DESIGN DIAMETER ①	REPAIR LIMIT ⑥
	IPL FIG. 1	IPL FIG. 2		
113T1263				
-7		235	1.6240 1.6234	1.5934
-12	235,450		1.3740 1.3734	1.3434
-16	40,375		1.4990 1.4985	1.4685
-18		30,385	1.6240 1.6234	1.5934
-20		460	1.6240 1.6234	1.5934
-23	135A		1.3115 1.3109	1.2809
-25		130A	1.4990 1.4984	1.4684

**REFINISH**

PREPARE SURFACE AND PASSIVATE (F-17.09) ALL OVER EXCEPT WHERE DESIGNATED BY ③ AND ④.

- ① CHROME PLATE RUNOUT IN THIS AREA
- ② NO CHROME PLATE ALLOWED IN THIS AREA
- ③ CHROME PLATE (F-15.03) WITH 0.001 MINIMUM PLATING THICKNESS, 13T1263-7,-12,-18,-20,-23,-25
- ④ CHROME PLATE (F-15.03)
- ⑤ ADD CHAMFER AFTER SHOT PEEN AND CHROME PLATE. CHAMFER INCLUDES CHROME PLATE
- ⑥ BUILD UP WITH CHROME PLATE PER SOPM 20-42-03 AND GRIND TO DESIGN DIMENSION AND FINISH SHOWN

**REPAIR**

REF ⑥

63/ ALL MACHINED SURFACES UNLESS SHOWN DIFFERENTLY

MATERIAL: 15-5PH CRES  
180-200 KSI

ALL DIMENSIONS ARE IN INCHES

113T1263-7,-12,-16,-18,-20,-23,-25  
Outer Pin Repair and Refinish  
Figure 601 (Sheet 2)

**27-51-97**

REPAIR 8-1

Page 603

Mar 01/04

01.1

MISCELLANEOUS PARTS REFINISH – REPAIR 9-1

1. Repair of parts listed in Fig. 601 consists of restoration of the original finish.

IPL FIG. & ITEM	MATERIAL	FINISH
PIN <u>Fig. 1:</u> (25,125, 220,360,435) <u>Fig. 2:</u> (15,120, 225,370,445)	15-5PH CRES, 180-200 ksi	Passivate (F-17.25) all over.
<u>Fig. 1:</u> (25A,125A, 220A,360A,435A) <u>Fig. 2:</u> (15A,120A, 225A,370A,445A)	Titanium	No finish.
WASHER <u>Fig. 1:</u> (30,140B, 225,365,440), <u>Fig. 2:</u> (20,135C, 375,450)	15-5PH CRES, 180-200 ksi	Passivate (F-17.25) all over.
WASHER <u>Fig. 1:</u> (45,240, 380,455) <u>Fig. 2:</u> (35A,240, 390A,465)	15-5PH CRES, 180-200 ksi	Chrome plate (0.0005 - 0.0010 thick, F-15.03) all over.
WASHER <u>Fig. 1:</u> (530A) <u>Fig. 2:</u> (535A)	15-5PH CRES, 180-200 ksi	Cadmium plate and apply BMS 10-11, Type 1 primer (F-16.01).

Refinish Details  
 Figure 601 (Sheet 1)

**27-51-97**

REPAIR 9-1

01.1

Page 601

Mar 01/04

IPL FIG. & ITEM	MATERIAL	FINISH
NUT <u>Fig. 1:</u> (50,145B, 245,385,465) <u>Fig. 2:</u> (40,140A, 245,395,470)	15-5PH CRES, 180-200 ksi	Apply BMS 3-8 Dry Film, Type 8, on threads and exterior surfaces.
STUD <u>Fig. 1:</u> (529) <u>Fig. 2:</u> (534)	15-5PH CRES, 180-200 ksi	Passivate (F-17.25) all over.
RETAINER <u>Fig. 1:</u> (60A,65A, 255,260,395,395C, 400A,475A,480A) <u>Fig. 2:</u> (50,55A, 60,65A,255,260, 405,410,480,485, 487,489)	15-5PH CRES, 180-200 ksi	Passivate (F-17.25) all over.
RETAINER <u>Fig. 1:</u> (395B,400C)	15-5PH CRES, 180-200 ksi	Cadmium plate (F-15.06) and apply BMS 10-11, Type 1 primer (F-20.02) all over.
RETAINER <u>Fig. 1:</u> (475,480)	15-5PH CRES, 180-200 ksi	Cadmium plate (F-15.06).
LINK <u>Fig. 1:</u> (85C,90C, 425B) <u>Fig. 2:</u> (100C,105C, 435A)	15-5PH CRES, 180-200 ksi	Passivate (F-17.25).

 Refinish Details  
 Figure 601 (Sheet 2)

**27-51-97**

REPAIR 9-1

01.1

Page 602

Nov 01/04




**BOEING**  
 COMPONENT  
 MAINTENANCE MANUAL

IPL FIG. & ITEM	MATERIAL	FINISH
FITTING ASSY STRAP <u>Fig. 1:</u> (550,551, 555,556,601G,605A, 610) <u>Fig. 2:</u> (555,557, 560,563,606,610A, 615,620)	Al Alloy	Chromic acid anodize and apply BMS 10-11, Type 1 primer (F-18.13).
LINK <u>Fig. 1:</u> (85,90)	15-5PH CRES, 180-200 ksi	Apply BMS 10-11, Type 1 primer (F-20.02), except on lube passages.
LINK <u>Fig. 1:</u> (85A,90A) <u>Fig. 2:</u> (100,105)	15-5PH CRES, 180-200 ksi	Apply BMS 10-11, Type 1 primer (F-18.12), except on lube passages.
LINK <u>Fig. 1:</u> (181,185A, 210A) <u>Fig. 2:</u> (176B, 180C,215A)	Al Alloy	Chromic acid anodize and apply BMS 10-11 all over (F-18.13).
ELEMENT <u>Fig. 1:</u> (290,295, 350) <u>Fig. 2:</u> (290,295, 360)	Titanium	Apply phosphate fluoride coating (F-14.881) and apply BMS 10-11, Type 1 primer (F-20.02), except not primer in threaded holes.
LINK <u>Fig. 1:</u> (425A) <u>Fig. 2:</u> (435)	15-5PH CRES, 180-200 ksi	Passivate (F-17.25). Apply BMS 10-11, Type 1 primer (F-20.02) all over, except no primer in threaded holes and bushing holes.

Refinish Details  
 Figure 601 (Sheet 3)

**27-51-97**

REPAIR 9-1

01.1

Page 603

Mar 01/04

IPL FIG. & ITEM	MATERIAL	FINISH
SEGMENT <u>Fig. 1:</u> (515,520)	4330M steel, 180-200 ksi	Cadmium-titanium plate (F-15.01). Apply BMS 10-11, Type 1 primer (F-20.02) all over. Passivate (F-17.25).
<u>Fig. 1:</u> (522,523)	15-5PH CRES, 180-200 ksi	
PLATE <u>Fig. 2:</u> (520,525)	Titanium	Apply phosphate fluoride coating (F-14.881) and apply BMS 10-11, Type 1 primer (F-20.02), except no primer in threaded holes.
PLATE <u>Fig. 2:</u> (526,529)	Titanium	Apply no finish (F-25.01).

Refinish Details  
Figure 601 (Sheet 4)

**27-51-97**

REPAIR 9-1

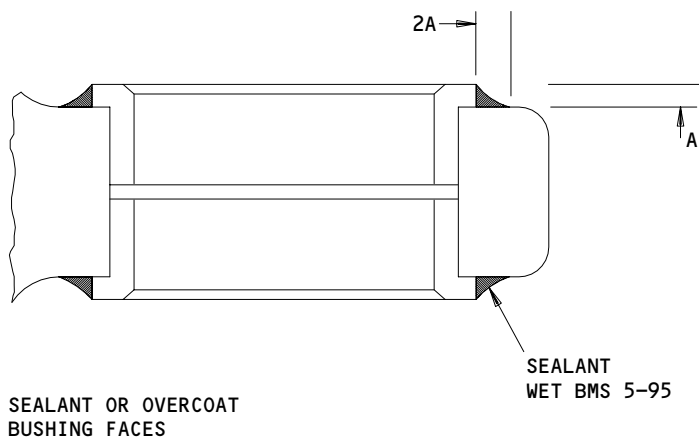
01.1

Page 604

Mar 01/05

BUSHING SEALANT APPLICATION – REPAIR 10-11. Bushing Sealant Application

A. Seal all flanged bushings after installation per Fig. 601.



1. CLEAN AREAS OF SEALANT APPLICATION WITH SOLVENT.
2. APPLY FILLET OF SEALANT TO EDGES OF BUSHINGS AS SHOWN.

Bushing Sealant Application  
Figure 601

ASSEMBLY1. Materials

NOTE: Equivalent substitutes may be used.

A. Lockwire -- MS20995NC40-3

2. Assembly (IPL Fig. 1)

A. Attach link assembly (470) to fitting assembly (525A, 525J) with items (430 thru 465). Tighten nut (445) to 300-500 pound-inches. Tighten nut (465) to 1500-2000 pound-inches. Lockwire nut (465) using double twist method per SOPM 20-50-02.

B. Attach link assembly (470) to beam assembly (250) with items (215 thru 245). Tighten nut (230) to 300-500 pound-inches. Tighten nut (245) to 1500-2000 pound-inches. Lockwire nut (245) using double twist method per SOPM 20-50-02.

C. Attach beam assembly (250) to main drive link assembly (150E) with items (120 thru 145B). Tighten nut (130A) to 220-410 pound-inches. Tighten nut (145B) to 800-1500 pound-inches. Lockwire nut (145B) using double twist method per SOPM 20-50-02.

D. Attach link assemblies (390A) to fitting assembly (525A, 525J) with items (355 thru 385). Tighten nut (370) to 510-840 pound-inches. Tighten nut (385) to 1500-2000 pound-inches. Lockwire nut (385) using double twist method per SOPM 20-50-02.

E. Attach link assembly (55A) and link assemblies (390A) to main drive link assembly (150E) with items (20 thru 50). Tighten nut (35) to 510-840 pound-inches. Tighten nut (50) to 1500-2000 pound-inches. Lockwire nut (50) using double twist method per SOPM 20-50-02.

3. Assembly (IPL Fig. 2)

A. Attach link assembly (475) to fitting assembly (530B, 531B) with items (440 thru 470). Tighten nut (455) to 510-840 pound-inches. Tighten nut (470) to 1900-2600 pound-inches. Lockwire nut (470) using double twist method per SOPM 20-50-02.

B. Attach link assembly (475) to beam assembly (250) with items (220 thru 245). Tighten nut (230) to 800-1500 pound-inches. Tighten nut (245) to 2800-3500 pound-inches. Lockwire nut (245) using double twist method per SOPM 20-50-02.

**27-51-97**ASSEMBLY  
Page 701  
Mar 01/04

01.1

- C. Attach beam assembly (250) to main drive link assembly (145B) with items (120 thru 140A). Tighten nut (125) to 150–200 pound-inches. Tighten nut (140A) to 1500–2000 pound-inches. Lockwire nut (140A) using double twist method per SOPM 20–50–02.
- D. Attach link assemblies (400) to fitting assembly (530B, 531B) with items (365 thru 395). Tighten nut (380) to 510–840 pound-inches. Tighten nut (395) to 1900–2600 pound-inches. Lockwire nut (395) using double twist method per SOPM 20–50–02.
- E. Attach link assembly (45A) and link assemblies (400) to main drive link assembly (145B) with items (10 thru 40). Tighten nut (25) to 510–840 pound-inches. Tighten nut (40) to 1900–2600 pound-inches. Lockwire nut (40) using double twist method per SOPM 20–50–02.

**NOTE:** If grease fitting (178Q) has been replaced, ensure that fitting points down.

#### 4. Storage

- A. Protect and prepare unit for storage in accordance with standard industry practices.

**27-51-97**

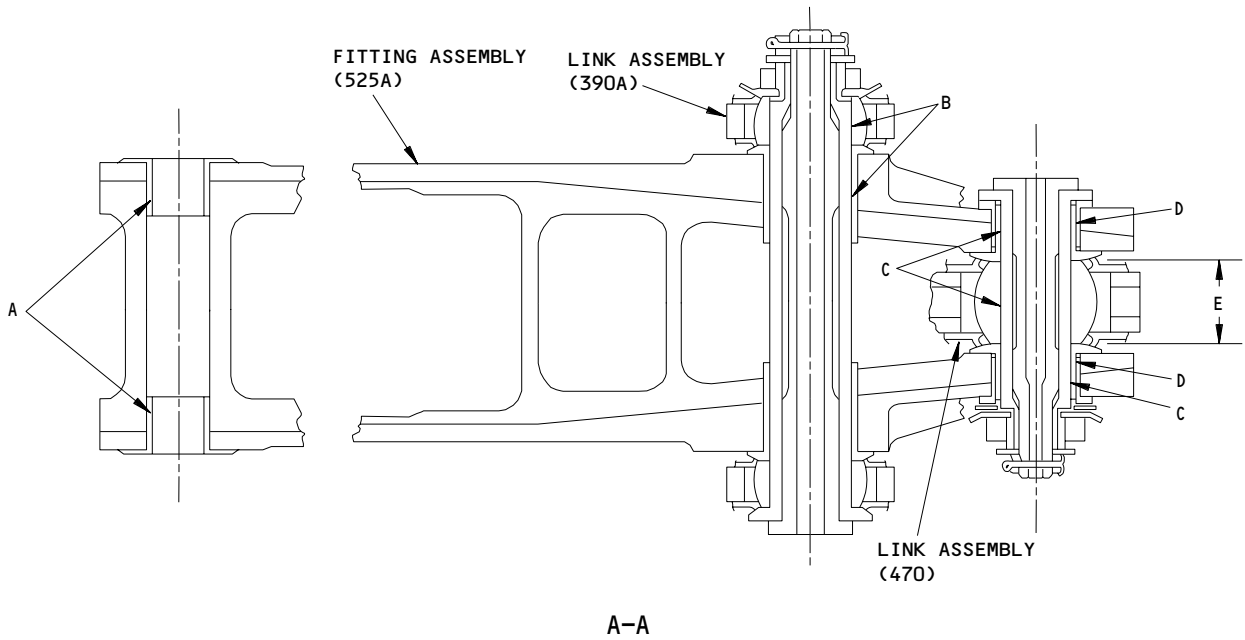
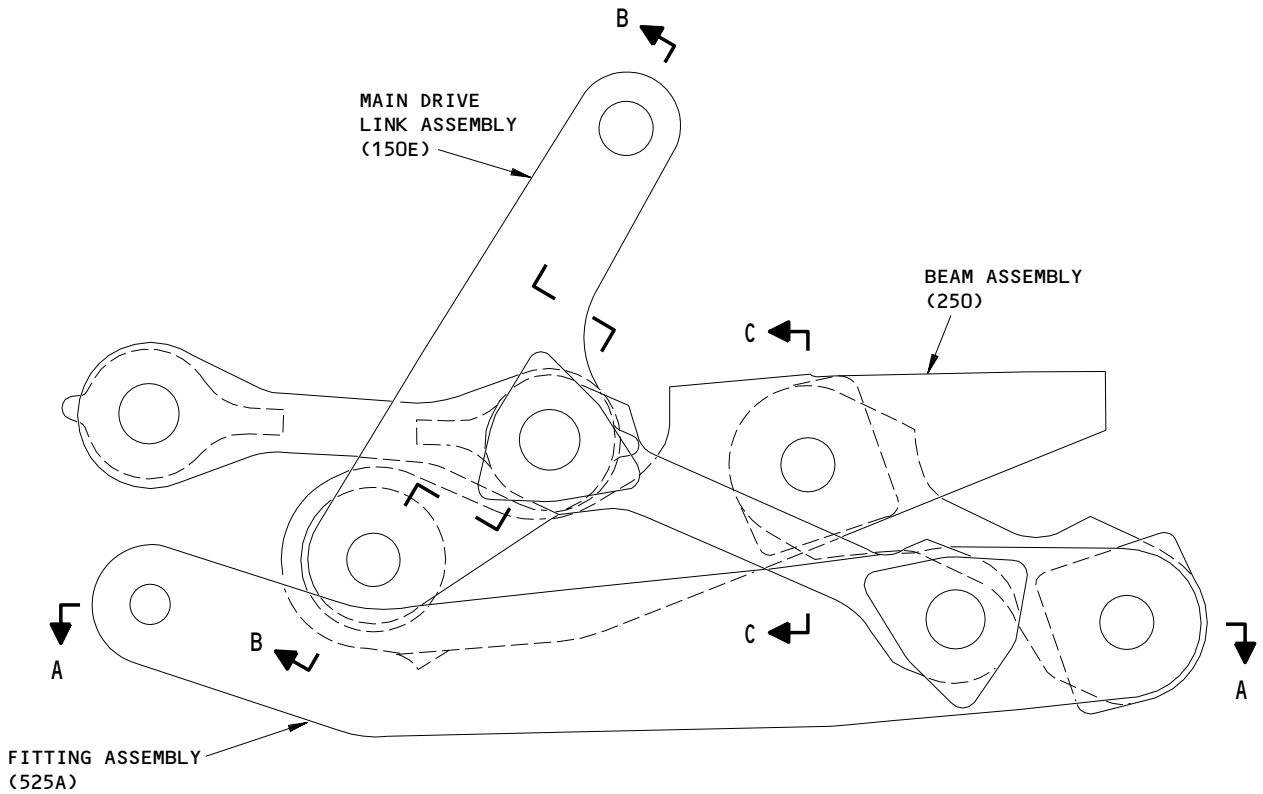
ASSEMBLY

01.1

Page 702

Mar 01/04

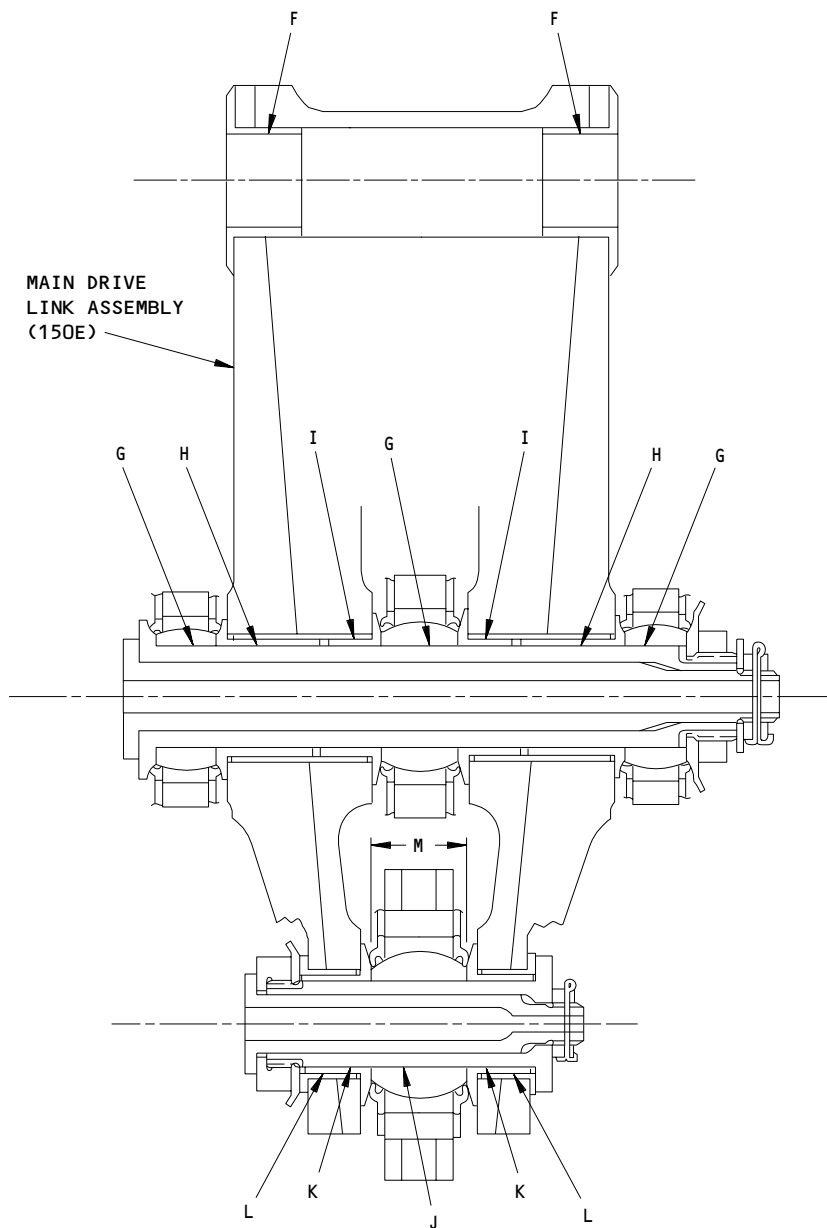
FITS AND CLEARANCES



Fits and Clearances  
Figure 801 (Sheet 1)

**27-51-97**

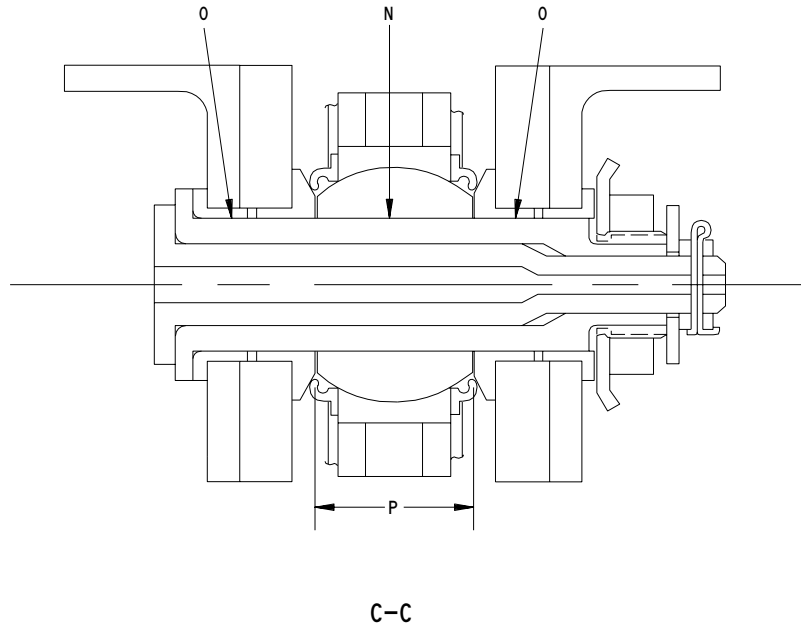
FITS AND CLEARANCES  
01.1 Page 801  
Mar 01/04



Fits and Clearances  
 Figure 801 (Sheet 2)

**27-51-97**

FITS AND CLEARANCES  
 01.1 Page 802  
 Mar 01/04






Ref Letter Fig.801	Mating Item No. IPL Fig.1	Design Dimension				Service Wear Limit		
		Dimension		Assembly Clearance $\nabla 1$		Dimension		Maximum Clearance
		Min	Max	Min	Max	Min	Max	
A	ID 534	1.0810	1.0820				1.0870	
B	ID 415B, 535	1.5000	1.5006	0.0010	0.0021	1.4922	1.5074	0.0084
	OD 375	1.4985	1.4990					
C	ID 495C, 540	1.3750	1.3756	0.0010	0.0022	1.3678	1.3818	0.0078
	OD 450	1.3734	1.3740					
D	ID 545	1.5108	1.5116	-0.0009	-0.0025			
	OD 540	1.5125	1.5133					
E	$\nabla 2$		1.3770				1.4070	
F	ID 155	1.3750	1.3756					

Fits and Clearances  
 Figure 801 (Sheet 3)

**27-51-97**

FITS AND CLEARANCES  
 01.1 Page 803  
 Mar 01/04



Ref Letter Fig.801	Mating Item No. IPL Fig.1	Design Dimensions				Service Wear Limits		
		Dimensions		Assembly Clearance 		Dimensions		Maximum Clearance
		Min	Max	Min	Max	Min	Max	
G	ID 80C, 415B OD 40	1.5000 1.4985	1.5006 1.4990	0.0010	0.0021	1.4922	1.5074	0.0084
H	ID 160,165 OD 40	1.4995 1.4985	1.5006 1.4990	0.0005	0.0021	1.4922	1.5074	0.0084
I	ID 170 OD 160,165	1.6482 1.6500	1.6490 1.6509	-0.0010	-0.0027			
J	ID 275D OD 135A	1.3125 1.3109	1.3131 1.3115	0.0010	0.0022	1.3056	1.3190	0.0075
K	ID 175 OD 135A	1.3120 1.3109	1.3131 1.3115	0.0005	0.0022	1.3056	1.3190	0.0075
L	ID 175 OD 180	1.4422 1.4438	1.4430 1.4446	-0.0008	-0.0024			
M			1.4110				1.4410	
N	ID 495C OD 235	1.3750 1.3734	1.3756 1.3740	0.0010	0.0022	1.3678	1.3818	0.0078
O	ID 280,285 OD 235	1.3745 1.3734	1.3756 1.3740	0.0005	0.0022	1.3678	1.3818	0.0078
P			1.6300				1.6600	

 NEGATIVE VALUES DENOTE INTERFERENCE FIT

ALL DIMENSIONS ARE IN INCHES

 DIMENSION BETWEEN INNER FLANGES OF BUSHINGS (540)

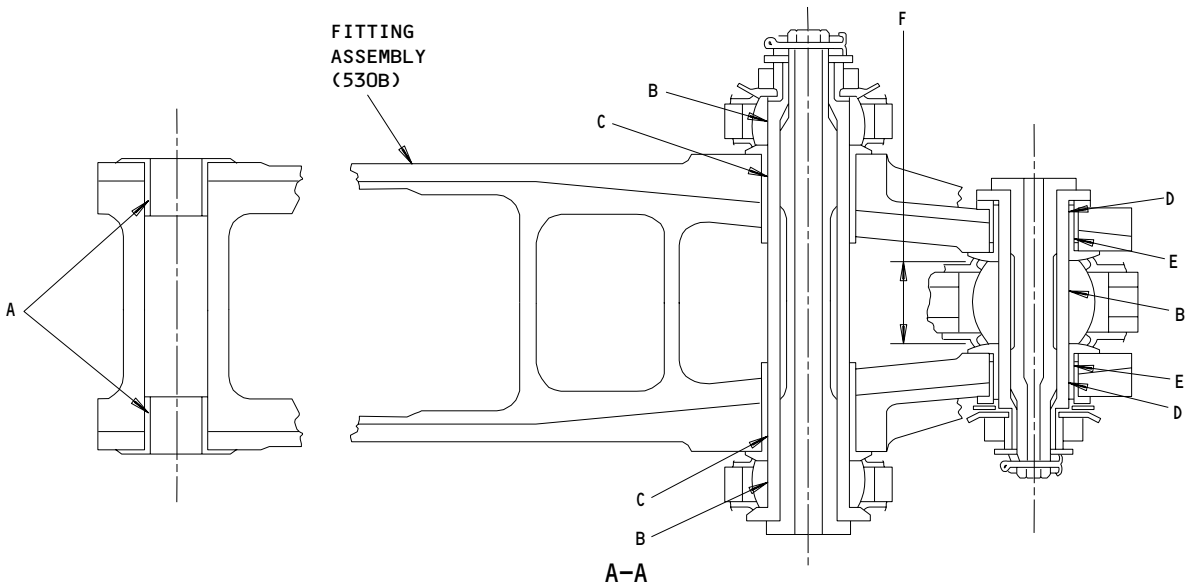
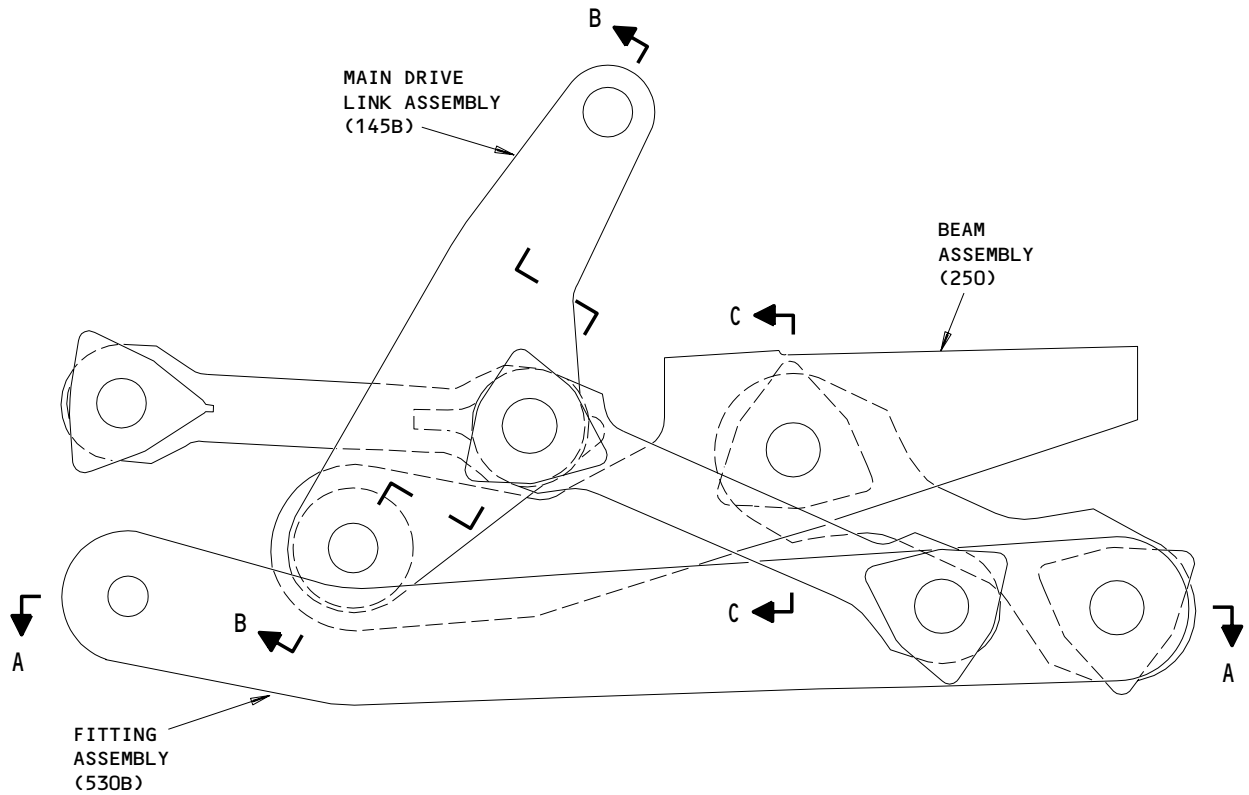
 DIMENSION BETWEEN INNER FLANGES OF BUSHINGS (180)

 DIMENSION BETWEEN INNER FLANGES OF BUSHINGS (285)

Fits and Clearances  
Figure 801 (Sheet 4)

**27-51-97**

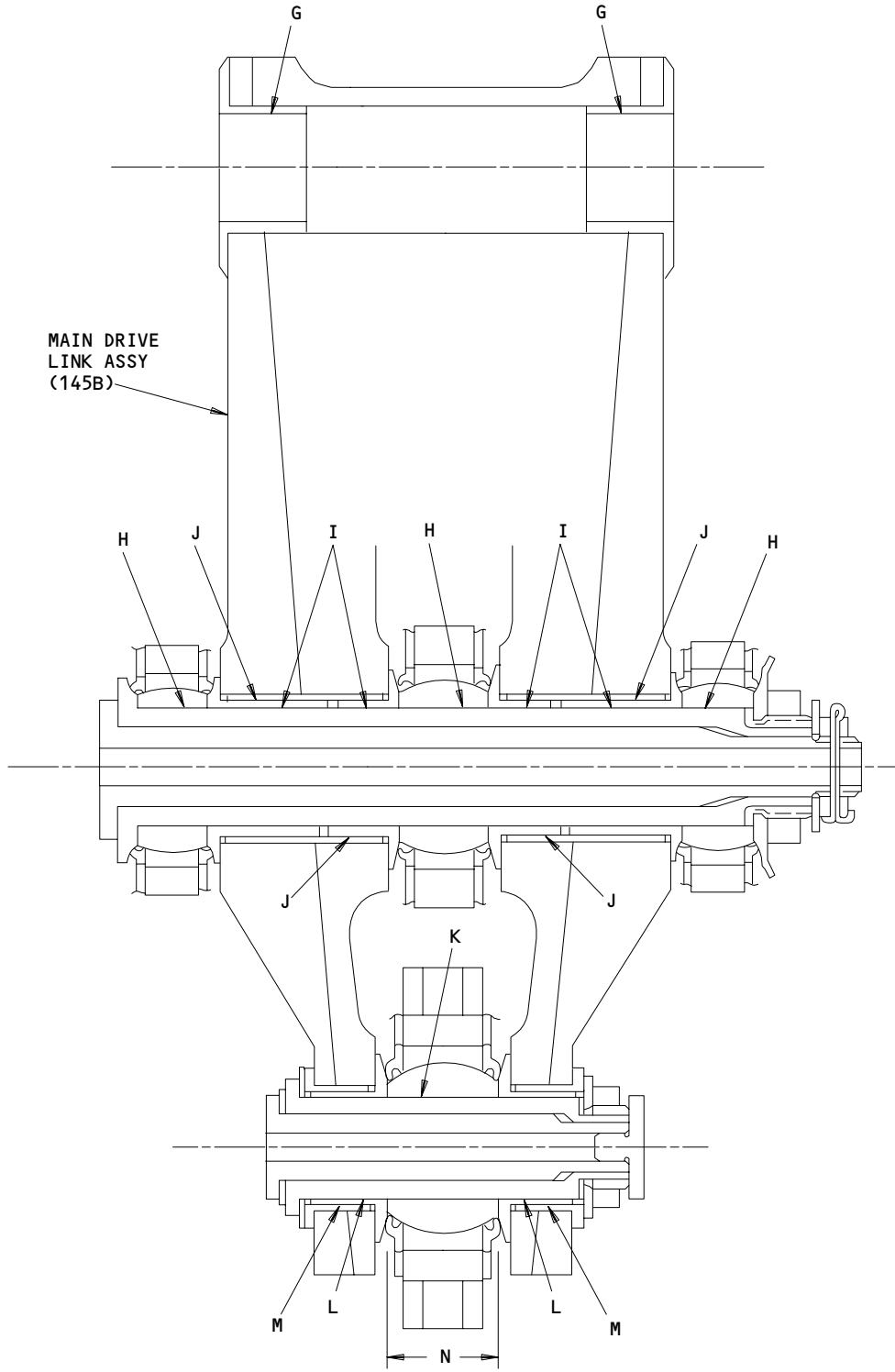
FITS AND CLEARANCES  
01.1 Page 804  
Mar 01/04



Fits and Clearances  
Figure 802 (Sheet 1)

**27-51-97**

FITS AND CLEARANCES  
01.1 Page 805  
Jul 01/01

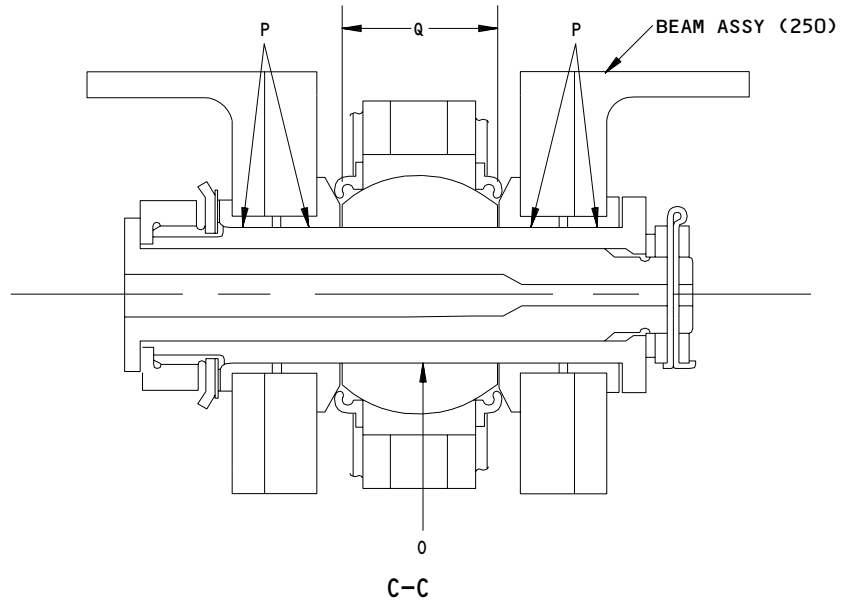




B-B

Fits and Clearances  
 Figure 802 (Sheet 2)

**27-51-97**

FITS AND CLEARANCES  
 01.1 Page 806  
 Oct 01/89






Ref Letter Fig.802	Mating Item No. IPL Fig.2	Design Dimensions				Service Wear Limits		
		Dimensions		Assembly Clearance 		Dimensions		Maximum Clearance
		Min	Max	Min	Max	Min	Max	
A	ID 539	1.2510	1.2520				1.2579	
B	ID 425E, 500C OD 385,460	1.6250	1.6256	0.0010	0.0022	1.6166	1.6330	0.0090
		1.6234	1.6240					
C	ID 540 OD 385	1.6245	1.6255	0.0005	0.0021	1.6165	1.6330	0.0090
		1.6234	1.6240					
D	ID 545 OD 460	1.6245	1.6256	0.0005	0.0022	1.6166	1.6330	0.0090
		1.6234	1.6240					
E	ID 550 OD 545	1.7855	1.7865	-0.0010	-0.0028			
		1.7875	1.7883					
F		1.626	1.696				1.730	





Fits and Clearances  
 Figure 802 (Sheet 3)

**27-51-97**

FITS AND CLEARANCES  
 01.1 Page 807  
 Mar 01/04

Ref Letter Fig.802	Mating Item No. IPL Fig.2	Design Dimensions				Service Wear Limits		
		Dimensions		Assembly Clearance 		Dimensions		Maximum Clearance
		Min	Max	Min	Max	Min	Max	
G	ID 150	1.4995	1.5006					
H	ID 85C, 425E OD 30	1.6250	1.6256	0.0010	0.0022	1.6166	1.6330	0.0090
		1.6234	1.6240					
I	ID 155,160 OD 30	1.6245	1.6256	0.0005	0.0022	1.6166	1.6330	0.0090
		1.6234	1.6240					
J	ID 165 OD 155,160	1.7856	1.7865	-0.0010	-0.0027			
		1.7875	1.7883					
K	ID 275C OD 130A	1.5000	1.5006	0.0010	0.0022	1.4922	1.5074	0.0084
		1.4984	1.4990					
L	ID 170 OD 130A	1.4995	1.5006	0.0005	0.0022	1.4922	1.5074	0.0084
		1.4984	1.4990					
M	ID 175 OD 170	1.6482	1.6490	-0.0010	-0.0027			
		1.6500	1.6509					
N			1.4110				1.4410	
O	ID 500C OD 235	1.6250	1.6256	0.0010	0.0022	1.6166	1.6330	0.0090
		1.6234	1.6240					
P	ID 280,285 OD 235	1.6245	1.6256	0.0005	0.0022	1.6166	1.6330	0.0090
		1.6234	1.6240					
Q			1.4760				1.5060	




ALL DIMENSIONS ARE IN INCHES




-  NEGATIVE VALUES DENOTE INTERFERENCE FIT
-  DIMENSION BETWEEN INNER FLANGES OF BUSHINGS (545)
-  DIMENSION BETWEEN INNER FLANGES OF BUSHINGS (170)
-  DIMENSION BETWEEN INNER FLANGES OF BUSHINGS (285)

Fits and Clearances  
Figure 802 (Sheet 4)

**27-51-97**

FITS AND CLEARANCES  
01.1 Page 808  
Mar 01/04

FOR TORQUE VALUES OF STANDARD FASTENERS, REFER 20-50-01			
IPL ITEM NO.		NAME	TORQUE POUND-INCHES
FIGURE 1	FIGURE 2		
35,370	25,380,455	NUT	510-840
	40,395,470	NUT	1900-2600
50,245,385,465	140A	NUT	1500-2000
67,68,405A,485A	70A  , 71  , 72,415A,	BOLT	12-15
	490		
70A,72	71  , 73	BOLT	50-60
	125	NUT	150-200
130A		NUT	220-410
145B	230	NUT	800-1500
	245	NUT	2800-3500
532	537	NUT	290-510
230,445		NUT	300-500

-  AT 2 OUTER LOCATIONS THAT ATTACH THE 113T1362-8 AND -36 RETAINERS ON THE 113T1336-5,-10 LINK ASEMBLIES
-  AT 2 LOCATIONS THAT ATTACH THE 113T1362-31 AND -36 RETAINERS ON THE 113T1336-7,-11 LINK ASEMBLIES
-  AT 2 LOCATIONS THAT ATTACH THE 113T1362-29 AND -30 RETAINERS ON THE 113T1336-7,-11 LINK ASEMBLIES

Torque Table  
 Figure 803

**27-51-97**



ILLUSTRATED PARTS LIST

1. This section lists and illustrates replaceable or repairable component parts. The Illustrated Parts Catalog contains a complete explanation of the Boeing part numbering system.
2. Indentures show parts relationships as follows:

Assembly

Detail Parts for Assembly

Subassembly

Attaching Parts for Subassembly

Detail Parts for Subassembly

Detail Installation Parts (Included only if installation parts may be returned to shop as part of assembly)

3. One use code letter (A, B, C, etc.) is assigned in the EFF CODE column for each variation of top assembly. All listed parts are used on all top assemblies except when limitations are shown by use code letter opposite individual part entries.
4. Letter suffixes (alpha-variants) are added to item numbers for optional parts, Service Bulletin modification parts, configuration differences (except left- and right-hand parts), product improvement parts, and parts added between two sequential item numbers. The alpha-variant is not shown on illustrations when appearance and location of all variants of the part are the same.
5. Service Bulletin modifications are shown by the notations PRE SB XXXX and POST SB XXXX.
  - A. When a new top assembly part number is assigned by Service Bulletin, the notations appear at the top assembly level only. The configuration differences at detail part level are then shown by use code letter.
  - B. When the top assembly part number is not changed by the Service Bulletin, the notations appear at the detail part level.

6. Parts Interchangeability

Optional  
(OPT)

The parts are optional to and interchangeable with other parts having the same item number.

Supersedes, Superseded By  
(SUPSDS, SUPSD BY)

The part supersedes and is not interchangeable with the original part.

Replaces, Replaced By  
(REPLS, REPLD BY)

The part replaces and is interchangeable with, or is an alternate to, the original part.

**27-51-97**

ILLUSTRATED PARTS LIST

01

Page 1001

Jul 10/83

VENDORS

S0352 NIPPON MINIATURE BEARING CO LTD  
TOKYO, JAPAN

OPTK6 SPS TECHNOLOGIES INC AEROSPACE PRODUCTS DIV  
5195 W 4700 SPO BOX 18459  
KEARNS, UTAH 84118

02758 NETWORKS ELECTRONIC CORP U S BEARING DIV  
9750 DE SOTO AVENUE  
CHATSWORTH, CALIFORNIA 91311-4409  
FORMERLY U S BEARING DIV NETWORKS ELEC CORP

06725 AIR INDUSTRIES CORPORATION  
12570 KNOTT STREET  
GARDEN GROVE, CALIFORNIA 92641-3932  
FORMERLY AIR INDUSTRIES OF CALIF IN GARDENA, CALIF.

06950 SCREWCORP VSI AEROSPACE PRODUCTS DIV FAIRCHILD IND DIV  
13001 EAST TEMPLE AVENUE PO BOX 730  
CITY OF INDUSTRY, CALIFORNIA 91746-1417  
FORMERLY VB0096 AND VSI CORP SCREWCORP DIV  
FORMERLY IN CULVER CITY, CALIFORNIA

08524 DEUTSCH FASTENER CORP SEE CODE V97928

15653 FAIRCHILD FASTENERS KAYNAR PRODUCTS DIV  
800 S STATE COLLEGE BLVD  
FULLERTON, CALIFORNIA 92831-3001  
FORMERLY VK6405 MICRODOT AEROSP LTD; FORMERLY KAYNAR TECH  
KAYNAR DIV

15860 NEW HAMPSHIRE BALL BEARINGS, INC ASTRO DIVISION  
155 LEXINGTON AVENUE  
LACONIA, NEW HAMPSHIRE 03246-2937  
FORMERLY ASTRO BEARING CORP, LOS ANGELES, CALIF.

16746 SPECLINE INCORPORATED  
2230 MOUTON DR  
CARSON CITY, NV 89706  
FORMERLY IN SUN VALLEY, CAIFORNIA

17446 HUCK INTL INC AEROSPACE FASTENER DIV  
900 WATSON CENTER ROAD  
CARSON, CALIFORNIA 90745-4201  
FORMERLY V32134 REXNORD INC; FORMERLY V97928 HUCK INTL

27-51-97

ILLUSTRATED PARTS LIST  
01.1 Page 1002  
Mar 01/04



 **BOEING**  
COMPONENT  
MAINTENANCE MANUALVENDORS

25099 CASCADE GASKET AND MFG CO  
8825 SOUTH 228TH STREET  
KENT, WASHINGTON 98031-2437

5M902 FAIRCHILD IND INC FAIRCHILD AEROSPACE FASTENER DIV  
3016 W LOMITA BLVD  
TORRANCE, CALIFORNIA 90505-5103  
FMLY IN REDONDO BEACH, CALIF

56644 AURORA BEARING CO  
970 SOUTH LAKE STREET  
AURORA, ILLINOIS 60506-5929

56878 SPS TECHNOLOGIES INC AEROSPACE AND INDUSTRIAL PRODUCTS DIV  
301 HIGHLAND AVE  
JENKINTOWN, PENNSYLVANIA 19046  
FORMERLY STANDARD PRESSED STEEL

60516 WEST COAST AEROSPACE INC  
812 MIRAFLORES STREET  
SAN PEDRO, CALIFORNIA 90731-1439

72962 HARVARD INDUSTRIES INC  
3 WERNER WAY SUITE 210  
LEBANON, NEW JERSEY 08833  
FORMERLY AMERACE CORP ESNA DIV  
FORMERLY ELASTIC STOP NUT IN UNION, NJ

73134 ROLLER BEARING COMPANY OF AMER DBA HEIM BEARINGS DIV  
60 ROUND HILL RD  
FAIRFIELD, CONNECTICUT 06430-0000  
FORMERLY INCOM INTL HEIM DIV; HEIM UNIVERSAL CORP INCOM;  
FORMERLY HEIM DIV INCOM INTL; IMO IND HEIM BEARINGS DIV

**27-51-97**ILLUSTRATED PARTS LIST  
01.1 Page 1003  
Mar 01/04

VENDORS

73197 HI-SHEAR TECHNOLOGY CORP  
2600 SKYPARK DRIVE  
TORRANCE, CALIFORNIA 90509

81376 SMITH ACQUISITION COMPANY  
2240 BUENA VISTA  
BALDWIN PARK, CALIFORNIA 91706

9N513 VOI SHAN/CHATSWORTH DIV OF VSI CORP SUB OF FAIRCHILD IND  
CHATSWORTH, CALIFORNIA 91311-5013  
COMPANY NO LONGER WISHES TO BE CONSIDERED FOR FED CONTRCTG

92215 FAIRCHILD IND INC FAIRCHILD AEROSPACE FASTENER DIV  
3010 W LOMITA BLVD  
TORRANCE, CALIFORNIA 90505-5102  
FORMERLY VOI-SHAN IN CULVER CITY, CALIF

97928 SEE V17446 HUCK INTL  
SEE V17446 HUCK INTL  
HUCK INTL SEE V17446 HUCK INTL

**27-51-97**

ILLUSTRATED PARTS LIST  
01.1 Page 1004  
Mar 01/04


**BOEING**  
 COMPONENT  
 MAINTENANCE MANUAL

PART NUMBER	AIRLINE PART NO.	FIG.	ITEM	TTL REQ
ABS21-101		1	275D	1
ABS24-102		1	80C	2
		2	85C	1
AN960C2616		2	237	3
AN960XC416		1	407	4
ASB22-101		1	495C	2
ASB24-101		1	415B	4
ASB26-101		2	90E	1
		2	425E	4
ASB26-102		2	500C	2
ASSB24-101		1	415B	4
ASSB26-4		2	90F	1
		2	425F	4
AS15001-1		1	600C	1
		2	605B	1
AS15001-3		1	183P	1
		2	178S	1
AS15001-4		1	105C	2
AS15004-1		1	420B	4
		1	500C	2
		2	95B	2
		2	430B	4
AS15004-3		2	505D	2
BACB10JA22ABCJ01		1	495D	2
		1	495E	2
BACB10JA26ABNJ01		2	500D	2
		2	500E	2
BACB28AP08P086		2	538B	1
BACB28AP08P094		1	533A	1
BACB28U4C104		2	515	2
BACB28U4C111		1	510A	2
BACB28U4G104		2	515A	2
BACB30LH3P13		2	265C	6
BACB30LH3P14		1	265D	6
BACB30LJ4HSU10		1	70A	2
		1	405A	12
		2	70A	5
		2	71	4
BACB30LJ4HSU11		1	72	2
		2	72	1
		2	415A	12
BACB30LJ4HSU17		2	490A	6
BACB30LJ4HSU20		1	485B	6

27-51-97

 ILLUSTRATED PARTS LIST  
 01.1 Page 1005  
 Nov 01/05

PART NUMBER	AIRLINE PART NO.	FIG.	ITEM	TTL REQ
BACB30LJ4H17		2	490	6
BACB30LJ4H20		1	485A	6
BACB30LR4PU11		1	68	4
		2	73	1
BACB30LR4PU12		1	67	2
BACB30MY10K10		1	182	11
		1	182G	6
		1	195	11
		1	203	6
		1	565	2
		1	602G	2
		2	178G	4
		2	200	4
		2	551P	10
BACB30MY10K11		1	545G	8
		1	560	2
		1	602	2
		2	552	4
		2	570	9
		2	607G	10
BACB30MY10K12		2	178	2
		2	195	2
		2	550P	9
BACB30MY10K13		1	182W	1
		1	207	1
		2	177	8
		2	190	8
		2	550G	7
		2	565	2
		2	607	2
BACB30MY10K14		2	178A	2
		2	195A	2
		2	551	2
BACB30MY10K15		1	182S	1
		1	206	1
BACB30MY10K8		1	545R	20
		1	570	10
		1	602L	10
		2	325	4
		2	575	10
		2	577	5
		2	607L	10
		2	607N	5

**27-51-97**

 ILLUSTRATED PARTS LIST  
 01.101 Page 1006  
 Nov 01/05


**BOEING**  
 COMPONENT  
 MAINTENANCE MANUAL

PART NUMBER	AIRLINE PART NO.	FIG.	ITEM	TTL REQ
BACB30MY10K9		1	182P	3
		1	204	3
		1	320	4
		2	551G	10
BACB30MY12K10		1	546R	2
		1	602S	1
		2	320A	4
BACB30MY12K11		2	310	6
BACB30MY12K12		1	546G	4
		1	580	2
BACB30MY12K13		1	603G	2
		2	583	3
		2	608G	3
BACB30MY12K14		2	553G	2
BACB30MY12K15		2	552P	5
		2	552Q	3
BACB30MY12K16		2	585	2
		2	608L	2
		2	553	3
		2	553A	2
		2	581	2
BACB30MY12K17		2	608	2
		1	527	1
		2	532	1
		2	553P	2
BACB30MY8K12		2	553Q	1
		1	95	2
BACB30MY8K5		2	330	8
BACB30MY8K6		1	325	4
BACB30MY8K8		2	110	4
BACB30NW10K11		2	572	1
		2	607H	1
BACB30NW10K12		2	550T	1
BACB30NW12K23		1	546	4
		1	575	2
		1	603	2
BACB30NW12K8		1	547	2
		1	603L	1

# 27-51-97

 ILLUSTRATED PARTS LIST  
 01.101 Page 1007  
 Nov 01/05

PART NUMBER	AIRLINE PART NO.	FIG.	ITEM	TTL REQ
BACB30NX10K8		2	579	5
		2	607R	5
BACB30NX12K16		1	300	2
BACB30NX12K26		2	300	2
BACB30NX12K33		1	305A	2
BACB30NX12K37		2	305A	2
BACB30NX12K9		1	310	4
BACB30NY12K12		2	315A	4
BACB30NY12K15		1	315	4
BACC30AB10		2	345	4
BACC30AB10S		1	335	4
BACC30AB12		2	340	10
BACC30AB8		2	350	8
BACC30AB8S		1	100	2
		1	340	4
		2	115	4
BACC30AG10		1	183E	2
		1	183G	4
		1	202A	4
		1	208	2
		2	178E	2
		2	203	2
BACC30AG12		1	549G	4
		1	595	2
BACC30AG12		1	604L	2
		2	554G	4
		2	554H	2
		2	600A	2
		2	609L	2
BACC30BH12S		1	330A	12
BACC30M10		1	183	7
		1	183C	9
		1	200	7
		1	205A	9
		1	547G	28
		1	585	14
		1	604	14
		2	178D	12
		2	178J	14
		2	178K	12
		2	205	14
		2	207	12
		2	552G	44
		2	590	22
		2	593	17
		2	609	22
		2	609C	17

# 27-51-97

 ILLUSTRATED PARTS LIST  
 01.1 Page 1008  
 Mar 01/04


**BOEING**  
 COMPONENT  
 MAINTENANCE MANUAL

PART NUMBER	AIRLINE PART NO.	FIG.	ITEM	TTL REQ	
BACC30M12		1	528	1	
		1	549	9	
		1	590	2	
		1	604G	4	
		2	533	1	
		2	554A	8	
		2	554B	6	
		2	595	5	
		2	609G	5	
	BACC30X10S		2	587	5
			2	609P	5
BACC30X12S		2	335	8	
BACN10JC8		1	532	1	
		2	537	1	
BACN10JC8CD		1	532A	1	
BACN10JD110ASU		1	130A	1	
BACN10JD110ASU		1	230	1	
		1	445	1	
BACN10JD112ASU		1	35	1	
		1	370	1	
		2	25	1	
	2	380	1		
	2	455	1		
BACN10JD114ASU		2	230	1	
BACP18BC04A12P		1	20A	1	
		1	120A	1	
		1	355A	1	
		1	430A	1	
BACR15BB8D8		2	217	1	
BACW10BP14PTU		2	242	1	
BACW10BP16ACU		2	123	1	
BACW10BP22PTU		1	460	1	
BACW10BP8ACU		1	531	1	
		2	536	1	

# 27-51-97

 ILLUSTRATED PARTS LIST  
 01.1 Page 1009  
 Mar 01/04

PART NUMBER	AIRLINE PART NO.	FIG.	ITEM	TTL REQ
BLN22-2021		1	495C	2
BLP21F232		1	275D	1
BLP22F231		1	495C	2
BLP24F233		1	80C	2
		2	85C	1
BLP26F234		2	90E	1
		2	425E	4
BMN4122AD3-8		1	532	1
		2	537	1
BMN4122CPD8-8		1	532A	1
B2116-235		2	500C	2
B30MY10K10		1	182	11
		1	182G	6
		1	195	11
		1	203	6
		1	565	2
		1	602G	2
		2	178G	4
		2	200	4
		2	551P	10
B30MY10K11		1	545G	8
		1	560	2
		1	602	2
		2	552	4
		2	570	9
		2	607G	10
B30MY10K12		2	178	2
		2	195	2
		2	550P	9
B30MY10K13		1	182W	1
		1	207	1
		2	177	8
		2	190	8
		2	550G	7
		2	565	2
		2	607	2

**27-51-97**

 ILLUSTRATED PARTS LIST  
 01.1 Page 1010  
 Mar 01/04




**BOEING**  
 COMPONENT  
 MAINTENANCE MANUAL

PART NUMBER	AIRLINE PART NO.	FIG.	ITEM	TTL REQ
B30MY10K14		2	178A	2
		2	195A	2
		2	551	2
B30MY10K15		1	182S	1
		1	206	1
B30MY10K8		1	545R	20
		1	570	10
		1	602L	10
		2	325	4
		2	575	10
		2	577	5
		2	607L	10
B30MY10K9		2	607N	5
		1	182P	3
		1	204	3
B30MY10K9		1	320	4
		2	551G	10
B30MY12K10		1	546R	2
		1	602S	1
		2	320A	4
B30MY12K11		2	310	6
B30MY12K12		1	546G	4
		1	580	2
B30MY12K13		1	603G	2
		2	583	3
		2	608G	3
		2	553G	2
		2	552P	5
B30MY12K14		2	552Q	3
		2	585	2
		2	608L	2
		2	553	3
		2	553A	2
		2	581	2
		2	608	2
B30MY12K15		1	527	1
		2	532	1
		2	553P	2
		2	553Q	1
B30MY12K16		1	95	2
B30MY8K12		2	330	8
		1	325	4
B30MY8K5		1	325	4
B30MY8K6		2	110	4
B30MY8K8		2	572	1
B30NW10K11		2	607H	1

27-51-97

 ILLUSTRATED PARTS LIST  
 01.1 Page 1011  
 Mar 01/04

PART NUMBER	AIRLINE PART NO.	FIG.	ITEM	TTL REQ
B30NW10K12		2	550T	1
B30NW12K23		1	546	4
		1	575	2
		1	603	2
B30NW12K8		1	547	2
		1	603L	1
CG3102		2	90E	1
		2	425E	4
DELETED		2	340	10
		2	345	4
		2	350	8
HL10VAZ10-10		1	182	11
		1	182G	6
		1	195	11
		1	203	6
		1	565	2
		1	602G	2
		2	178G	4
		2	200	4
		2	551P	10
HL10VAZ10-11		1	545G	8
		1	560	2
		1	602	2
		2	552	4
		2	570	9
		2	607G	10
HL10VAZ10-12		2	178	2
		2	195	2
		2	550P	9
HL10VAZ10-13		1	182W	1
		1	207	1
		2	177	8
		2	190	8
		2	550G	7
		2	565	2
		2	607	2

# 27-51-97

 ILLUSTRATED PARTS LIST  
 01.1 Page 1012  
 Mar 01/04


**BOEING**  
 COMPONENT  
 MAINTENANCE MANUAL

PART NUMBER	AIRLINE PART NO.	FIG.	ITEM	TTL REQ
HL10VAZ10-14		2	178A	2
HL10VAZ10-14		2	195A	2
		2	551	2
HL10VAZ10-15		1	182S	1
		1	206	1
HL10VAZ10-8		1	545R	20
		1	570	10
		1	602L	10
		2	325	4
		2	575	10
		2	577	5
		2	607L	10
		2	607N	5
HL10VAZ10-9		1	182P	3
		1	204	3
		1	320	4
		2	551G	10
HL10VAZ12-10		1	546R	2
		1	602S	1
		2	320A	4
HL10VAZ12-11		2	310	6
HL10VAZ12-12		1	546G	4
		1	580	2
		1	603G	2
HL10VAZ12-13		2	583	3
		2	608G	3
HL10VAZ12-14		2	553G	2
HL10VAZ12-15		2	552P	5
		2	552Q	3
		2	585	2
		2	608L	2

# 27-51-97

 ILLUSTRATED PARTS LIST  
 01.1 Page 1013  
 Mar 01/04

PART NUMBER	AIRLINE PART NO.	FIG.	ITEM	TTL REQ
HL10VAZ12-16		2	553	3
		2	553A	2
		2	581	2
		2	608	2
HL10VAZ12-17		1	527	1
		2	532	1
		2	553P	2
		2	553Q	1
HL10VAZ8-12		1	95	2
HL10VAZ8-5		2	330	8
HL10VAZ8-6		1	325	4
HL10VAZ8-8		2	110	4
HL1012AZ10-8		2	579	5
		2	607R	5
HL1012AZ12-16		1	300	2
HL1012AZ12-26		2	300	2
HL1012AZ12-33		1	305A	2
HL1012AZ12-37		2	305A	2
HL1012AZ12-9		1	310	4
HL1087DU12		1	330A	12
HL11VAZ10-11		2	572	1
		2	607H	1
HL11VAZ10-12		2	550T	1
HL11VAZ12-23		1	546	4
		1	575	2
		1	603	2
HL11VAZ12-8		1	547	2
		1	603L	1
HL1187DU10		2	587	5
		2	609P	5
HL1187DU12		2	335	8
HL12AZ12-26		2	300	2
HL12VAZ10-8		2	579	5
		2	607R	5
		1	300	2
HL12VAZ12-16		1	300	2
HL12VAZ12-26		2	300	2

# 27-51-97

 ILLUSTRATED PARTS LIST  
 01.1 Page 1014  
 Mar 01/04


**BOEING**  
 COMPONENT  
 MAINTENANCE MANUAL

PART NUMBER	AIRLINE PART NO.	FIG.	ITEM	TTL REQ
HL12VAZ12-33		1	305A	2
HL12VAZ12-37		2	305A	2
HL12VAZ12-9		1	310	4
HL13VAZ12-12		2	315A	4
HL13VAZ12-15		1	315	4
HL13V12		2	315A	4
HL13V15		1	315	4
HL79-10		1	183	7
		1	183C	9
		1	200	7
		1	205A	9
		1	547G	28
		1	585	14
		1	604	14
		2	178D	12
		2	178J	14
		2	178K	12
		2	205	14
		2	207	12
		2	552G	44
HL79-10		2	590	22
		2	593	17
		2	609	22
		2	609C	17
HL79-12		1	528	1
		1	549	9
		1	590	2
		1	604G	4
		2	533	1
		2	554A	8
		2	554B	6
		2	595	5
		2	609G	5
HL82-10APBW		1	183E	2
		1	183G	4
		1	202A	4
		1	208	2
		2	178E	2
		2	203	2
HL82-12APBW		1	549G	4
		1	595	2
		1	604L	2
		2	554G	4
		2	554H	2
		2	600A	2
		2	609L	2

27-51-97

ILLUSTRATED PARTS LIST

01.1

Page 1015

Mar 01/04

PART NUMBER	AIRLINE PART NO.	FIG.	ITEM	TTL REQ
HL87DU10		2	587	5
		2	609P	5
HL87DU12		2	335	8
HL97DU10		1	335	4
HL97DU8		1	100	2
		1	340	4
		2	115	4
HSP21-102		1	275D	1
HSP21-106		2	90E	1
		2	425E	4
HSP22-109		1	495C	2
HSP26-106		2	90E	1
		2	425E	4
HSP26-107		2	500C	2
H10-8BAC		1	532	1
		2	537	1
H51650-8BAC		1	532A	1
LHCB21BA		1	275D	1
LHCB22BA		1	495C	2
LHCB24BA		1	415B	4
		2	90E	1
		2	425E	4
LHCB26BA		2	90E	1
		2	425E	4
LHCB26BAC		2	500C	2
L801-12K12		2	315A	4
L801-12K15		1	315	4
L802-10K8		2	579	5
		2	607R	5
L802-12K16		1	300	2
L802-12K26		2	300	2
L802-12K33		1	305A	2
L802-12K37		2	305A	2
L802-12K9		1	310	4
L803-10K11		2	572	1
		2	607H	1
L803-10K12		2	550T	1
L803-12K23		1	546	4
		1	575	2
		1	603	2

**27-51-97**

 ILLUSTRATED PARTS LIST  
 01.1 Page 1016  
 Mar 01/04


**BOEING**  
 COMPONENT  
 MAINTENANCE MANUAL

PART NUMBER	AIRLINE PART NO.	FIG.	ITEM	TTL REQ
L803-12K8		1	547	2
L803-12K8		1	603L	1
MS15001-1		1	183H	1
		1	500	2
		1	600	1
		2	178L	1
		2	505	2
		2	605	1
MS15001-3		1	183L	1
		2	178Q	1
MS15001-4		1	105A	2
		2	505A	2
MS15004-1		1	105	2
		1	345	1
		1	420	4
		1	500D	2
		2	95	2
		2	430	4
		2	505E	2
MS15004-3		2	505B	2
MS15720-1		2	355	1
MS24665-374		1	20	1
		1	120	1
		1	355	1
		1	430	1
MS24665-376		1	215	1
		2	10	1
		2	220	1
		2	365	1
		2	440	1
NC22-1		1	495C	2
NC26-1		2	90E	1
		2	425E	4
NC26-2		2	500C	2
RMLH9074-8		1	532	1
		2	537	1

# 27-51-97

 ILLUSTRATED PARTS LIST  
 01.1 Page 1017  
 Mar 01/05

PART NUMBER	AIRLINE PART NO.	FIG.	ITEM	TTL REQ
102LH9074-8		1	532A	1
113T1105-9		2	132	1
113T1254-13		1	30	2
		1	365	2
		2	450	2
113T1254-18		1	240	1
		1	455	1
113T1254-24		1	225	1
		1	440	3
113T1254-25		2	20	2
		2	375	2
113T1254-26		2	465	1
113T1254-41		2	35A	1
		2	390A	1
113T1254-52		2	135C	1
113T1254-53		1	140B	1
113T1254-6		2	240	1
113T1254-9		1	45	1
		1	380	1
113T1256-1		1	270	2
113T1256-2		2	270	2
113T1256-22		1	410	8
113T1256-3		2	80	2
		2	420	8
113T1256-4		1	490	4
113T1256-5		2	495	4
113T1256-6		1	75	4
		2	75	2
113T1262-2		1	245	1
		1	465	1
113T1262-20		2	140A	1

# 27-51-97

 ILLUSTRATED PARTS LIST  
 01.1 Page 1018  
 Mar 01/04




**BOEING**  
 COMPONENT  
 MAINTENANCE MANUAL

PART NUMBER	AIRLINE PART NO.	FIG.	ITEM	TTL REQ
113T1262-21		1	145B	1
113T1262-3		1	50	1
		1	385	1
113T1262-6		2	245	1
113T1262-9		2	40	1
		2	395	1
		2	470	1
113T1263-12		1	235	1
		1	450	1
113T1263-16		1	40	1
		1	375	1
113T1263-18		2	30	1
		2	385	1
113T1263-20		2	460	1
113T1263-23		1	135A	1
113T1263-25		2	130A	1
113T1263-7		2	235	1
113T1264-10		1	125	1
113T1264-12		1	25	1
		1	360	1
113T1264-13		2	120	1
113T1264-14		2	15	1
		2	370	1
113T1264-16		2	445	1
113T1264-18		2	125	1
113T1264-42		2	225A	1
113T1264-43		1	220A	1
		1	435A	1
113T1264-44		1	125A	1
113T1264-46		1	25A	1
		1	360A	1
113T1264-47		2	120A	1
113T1264-48		2	15A	1
		2	370A	1
113T1264-50		2	445A	1
113T1264-7		2	225	1
113T1264-8		1	220	1
		1	435	1
113T1301-1		1	250	1

27-51-97

 ILLUSTRATED PARTS LIST  
 01.1 Page 1019  
 Mar 01/04

PART NUMBER	AIRLINE PART NO.	FIG.	ITEM	TTL REQ
113T1301-3		1	290	1
113T1301-4		1	295	1
113T1301-5		1	350	1
113T1302-1		2	250	1
113T1302-10		2	250B	1
113T1302-17		2	290E	1
113T1302-18		2	295E	1
113T1302-3		2	290	1
113T1302-4		2	295	1
113T1302-5		2	360	1
113T1302-9		2	360A	1
113T1307-12		1	150E	1
113T1307-13		1	150F	1
113T1307-14		1	150G	1
113T1307-15		1	150H	1
113T1307-16		1	184C	1
113T1307-17		1	210B	1
113T1307-18		1	184D	1
113T1307-19		1	184E	1
113T1307-20		1	150J	1
113T1307-21		1	184F	1
113T1307-22		1	210C	1
113T1307-23		1	185D	1
113T1307-24		1	181C	1
113T1307-25		1	150K	1
113T1307-6		1	210A	1
113T1307-7		1	185A	1
113T1307-8		1	181	1
113T1308-12		2	179B	1
113T1308-13		2	179A	1
113T1308-14		2	145F	1
113T1308-15		2	180D	1
113T1308-16		2	176C	1
113T1308-17		2	179C	1
113T1308-18		2	215B	1
113T1308-19		2	145G	1
113T1308-20		2	145H	1
113T1308-5		2	145C	1
113T1308-6		2	215A	1
113T1308-7		2	180C	1
113T1308-8		2	176B	1
113T1308-9		2	145B	1
113T1313-11		1	525B	1
113T1313-12		1	526B	1
113T1313-13		1	600H	1

# 27-51-97

 ILLUSTRATED PARTS LIST  
 01.1 Page 1020  
 Mar 01/04


**BOEING**  
 COMPONENT  
 MAINTENANCE MANUAL

PART NUMBER	AIRLINE PART NO.	FIG.	ITEM	TTL REQ
113T1313-14		1	601A	1
113T1313-15		1	600G	1
113T1313-16		1	601	1
113T1313-17		1	525E	1
113T1313-18		1	526E	1
113T1313-19		1	600J	1
113T1313-20		1	601B	1
113T1313-21		1	550B	1
		1	551A	1
		1	601J	1
113T1313-22		1	555B	1
		1	556A	1
		1	601N	1
113T1313-23		1	525F	1
113T1313-24		1	526F	1
113T1313-25		1	600K	1
113T1313-26		1	601C	1
113T1313-3		1	550	1
		1	601G	1
113T1313-4		1	555	1
		1	601L	1
113T1313-7		1	525A	1
113T1313-8		1	526A	1
113T1313-9		1	605A	1
113T1314-15		2	530B	1
113T1314-16		2	531B	1
113T1314-17		2	530C	1
113T1314-18		2	531C	1
113T1314-19		2	610A	1
113T1314-23		2	605G	1
113T1314-24		2	605L	1

27-51-97

 ILLUSTRATED PARTS LIST  
 01.1 Page 1021  
 Mar 01/04

PART NUMBER	AIRLINE PART NO.	FIG.	ITEM	TTL REQ
113T1314-25		2	605H	1
113T1314-26		2	605M	1
113T1314-27		2	530G	1
113T1314-28		2	531G	1
113T1314-29		2	605K	1
113T1314-3		2	555	1
		2	606	1
113T1314-30		2	605N	1
113T1314-31		2	555D	1
		2	557A	1
		2	606B	1
113T1314-32		2	560D	1
		2	563A	1
113T1314-32		2	606J	1
113T1314-33		2	530H	1
113T1314-34		2	531H	1
113T1314-35		2	605J	1
113T1314-36		2	605P	1
113T1314-4		2	560	1
		2	606G	1
113T1319-3		1	390A	2
113T1319-4		1	425A	2
113T1319-5		1	390C	2
113T1319-6		1	425B	2
113T1320-1		2	400	2
113T1320-2		2	435	2
113T1320-3		2	400C	2
113T1320-4		2	435A	2
113T1321-1		1	470	1
		1	470E	1
113T1321-10		1	523	1
113T1321-11		1	522	2
113T1321-12		1	470D	1
		1	470H	1
113T1321-13		1	470J	1

**27-51-97**

 ILLUSTRATED PARTS LIST  
 01.1 Page 1022  
 Nov 01/05


**BOEING**  
 COMPONENT  
 MAINTENANCE MANUAL

PART NUMBER	AIRLINE PART NO.	FIG.	ITEM	TTL REQ
113T1321-2		1	505	1
113T1321-3		1	515	2
113T1321-4		1	520	1
113T1321-6		1	520A	1
113T1321-7		1	505A	1
113T1321-8		1	470B	1
		1	470C	1
		1	470F	1
		1	470G	1
113T1322-1		2	475	1
		2	475E	1
113T1322-10		2	526	1
113T1322-11		2	529	2
113T1322-12		2	475K	1
113T1322-2		2	510	1
113T1322-3		2	525	1
113T1322-4		2	520	2
113T1322-5		2	475A	1
		2	475F	1
113T1322-7		2	475B	1
		2	475C	1
		2	475G	1
		2	475H	1
113T1322-8		2	510A	1
113T1322-9		2	475D	1
		2	475J	1
113T1335-10		1	85A	1
113T1335-11		1	90A	1
113T1335-12		1	55D	1
113T1335-13		1	55G	1
113T1335-14		1	85C	1
113T1335-15		1	90C	1
113T1335-2		1	85	1
113T1335-3		1	90	1
113T1335-4		1	55A	1
113T1335-7		1	55B	1
113T1335-9		1	55C	1
113T1336-10		2	45C	1
113T1336-11		2	45F	1
113T1336-12		2	105C	1
113T1336-13		2	100C	1
113T1336-3		2	105	1
113T1336-4		2	100	1
113T1336-5		2	45A	1
113T1336-7		2	45B	1

27-51-97

 ILLUSTRATED PARTS LIST  
 01.1 Page 1023  
 Nov 01/05

PART NUMBER	AIRLINE PART NO.	FIG.	ITEM	TTL REQ
113T1336-8		2	105A	1
113T1336-9		2	100A	1
113T1347-1		1	180	2
113T1347-10		2	155	2
113T1347-11		2	160	2
113T1347-12		2	165	2
113T1347-13		2	150	2
113T1347-14		2	285	2
113T1347-15		2	280	2
113T1347-16		1	280	2
113T1347-17		1	540	2
113T1347-18		1	545	2
113T1347-19		1	535	2
113T1347-2		1	175	2
113T1347-20		1	534	2
113T1347-26		2	545	2
113T1347-27		2	550	2
113T1347-28		2	540	2
113T1347-29		2	539	2
113T1347-3		1	160	2
113T1347-4		1	165	2
113T1347-5		1	170	2
113T1347-6		1	155	2
113T1347-7		1	285	2
113T1347-8		2	170	2
113T1347-9		2	175	2
113T1362-1		1	260	1
113T1362-11		2	60	1
113T1362-12		2	480	2
113T1362-13		2	485	2
113T1362-16		1	395	4
113T1362-18		2	405	4
113T1362-19		2	410	4
113T1362-2		1	255	1
113T1362-20		2	55A	1
113T1362-21		2	65A	1
113T1362-22		1	60A	2
113T1362-23		1	65A	2
113T1362-24		1	400A	4
113T1362-25		2	487	2
113T1362-26		2	489	2
113T1362-27		1	65B	2
113T1362-28		1	60B	2
113T1362-29		2	65B	1
113T1362-3		2	255	1

**27-51-97**

 ILLUSTRATED PARTS LIST  
 01.101 Page 1024  
 Nov 01/05


**BOEING**  
 COMPONENT  
 MAINTENANCE MANUAL

PART NUMBER	AIRLINE PART NO.	FIG.	ITEM	TTL REQ
113T1362-30		2	55B	1
113T1362-31		2	50A	1
113T1362-32		1	395B	4
113T1362-33		1	400C	4
113T1362-36		2	60A	1
113T1362-37		1	480A	2
113T1362-38		1	475A	2
113T1362-4		2	260	1
113T1362-5		1	480	2
113T1362-6		1	475	2
113T1362-8		2	50	1
113T1393-1		2	180F	1
113T1393-2		2	176J	1
113T1393-5		2	180E	1
113T1393-6		2	176D	1
113T1394-3		1	550A	1
		1	601H	1
113T1394-4		1	555A	1
		1	601M	1
113T1394-5		1	550D	1
		1	601Q	1
113T1394-6		1	555D	1
		1	601R	1
113T1395-3		2	555A	1
		2	606A	1
113T1395-4		2	560A	1
		2	606H	1
113T1399-1		1	185B	1
113T1399-2		1	181A	1
113T1399-5		1	185E	1
113T1399-6		1	181D	1
113T1498-1		1	525J	1
113T1498-10		1	526L	1
113T1498-12		1	610B	1
113T1498-13		1	525N	1
113T1498-14		1	526N	1
113T1498-2		1	526J	1

27-51-97

 ILLUSTRATED PARTS LIST  
 01.101 Page 1025  
 Nov 01/05

PART NUMBER	AIRLINE PART NO.	FIG.	ITEM	TTL REQ
113T1498-3		1	610	1
113T1498-5		1	551	1
113T1498-6		1	556	1
113T1498-7		1	525K	1
113T1498-8		1	526K	1
113T1498-9		1	525L	1
113T1499-1		2	530P	1
113T1499-11		2	530Q	1
113T1499-12		2	531Q	1
113T1499-13		2	530R	1
113T1499-14		2	531R	1
113T1499-2		2	531P	1
113T1499-3		2	615	1
113T1499-4		2	620	1
113T1499-7		2	557	1
113T1499-8		2	563	1
113T1829-1		1	529	1
		2	534	1
113T1829-5		1	530A	1
		2	535A	1
113T3000-109		1	1L	RF
113T3000-110		1	5L	RF
113T3000-135		1	1M	RF
113T3000-136		1	5M	RF
113T3000-137		1	1N	RF
113T3000-138		1	5N	RF
113T3000-139		1	10L	RF
		2	1L	RF
113T3000-140		1	15L	RF
		2	5L	RF
113T3000-141		1	10M	RF
		2	1M	RF
113T3000-142		1	15M	RF
		2	5M	RF
113T3000-25		1	10A	RF
		2	1A	RF

**27-51-97**

 ILLUSTRATED PARTS LIST  
 01.1 Page 1026  
 Mar 01/04




**BOEING**  
 COMPONENT  
 MAINTENANCE MANUAL

PART NUMBER	AIRLINE PART NO.	FIG.	ITEM	TTL REQ
113T3000-26		1	15A	RF
		2	5A	RF
113T3000-3		1	1	RF
113T3000-33		1	10C	RF
		2	1C	RF
113T3000-34		1	15C	RF
		2	5C	RF
113T3000-35		1	1B	RF
113T3000-36		1	5B	RF
113T3000-37		1	10D	RF
		2	1D	RF
113T3000-38		1	15D	RF
		2	5D	RF
113T3000-4		1	5	RF
113T3000-45		1	10E	RF
		2	1E	RF
113T3000-46		1	15E	RF
		2	5E	RF
113T3000-47		1	1C	RF
113T3000-48		1	5C	RF
113T3000-49		1	1D	RF
113T3000-50		1	5D	RF
113T3000-57		1	10F	RF
		2	1F	RF
113T3000-58		1	15F	RF
		2	5F	RF
113T3000-59		1	1E	RF
113T3000-60		1	5E	RF
113T3000-61		1	10G	RF
		2	1G	RF
113T3000-62		1	15G	RF
		2	5G	RF

27-51-97

 ILLUSTRATED PARTS LIST  
 01.1 Page 1027  
 Mar 01/04

PART NUMBER	AIRLINE PART NO.	FIG.	ITEM	TTL REQ
113T3000-63		1	1F	RF
113T3000-64		1	5F	RF
113T3000-69		1	10H	RF
		2	1J	RF
113T3000-70		1	15H	RF
		2	5J	RF
113T3000-71		1	1G	RF
113T3000-72		1	5G	RF
113T3000-87		1	10K	RF
		2	1K	RF
113T3000-88		1	15K	RF
		2	5K	RF
113T3000-89		1	1J	RF
113T3000-90		1	5J	RF
60B00180-230		1	415B	4
60B00180-231		1	495C	2
60B00180-232		1	275D	1
60B00180-233		1	80C	2
		2	85C	1
60B00180-234		2	90E	1
		2	425E	4
60B00180-235		2	500C	2
60B00180-236		2	275C	1
66014-10		1	183	7
		1	183C	9
		1	200	7
		1	205A	9
		1	547G	28
		1	585	14
66014-10		1	604	14
		2	178D	12
		2	178J	14
		2	178K	12
		2	205	14
		2	207	12
		2	552G	44
		2	590	22
		2	593	17
		2	609	22
		2	609C	17

**27-51-97**

 ILLUSTRATED PARTS LIST  
 01.1 Page 1028  
 Mar 01/04


**BOEING**  
 COMPONENT  
 MAINTENANCE MANUAL

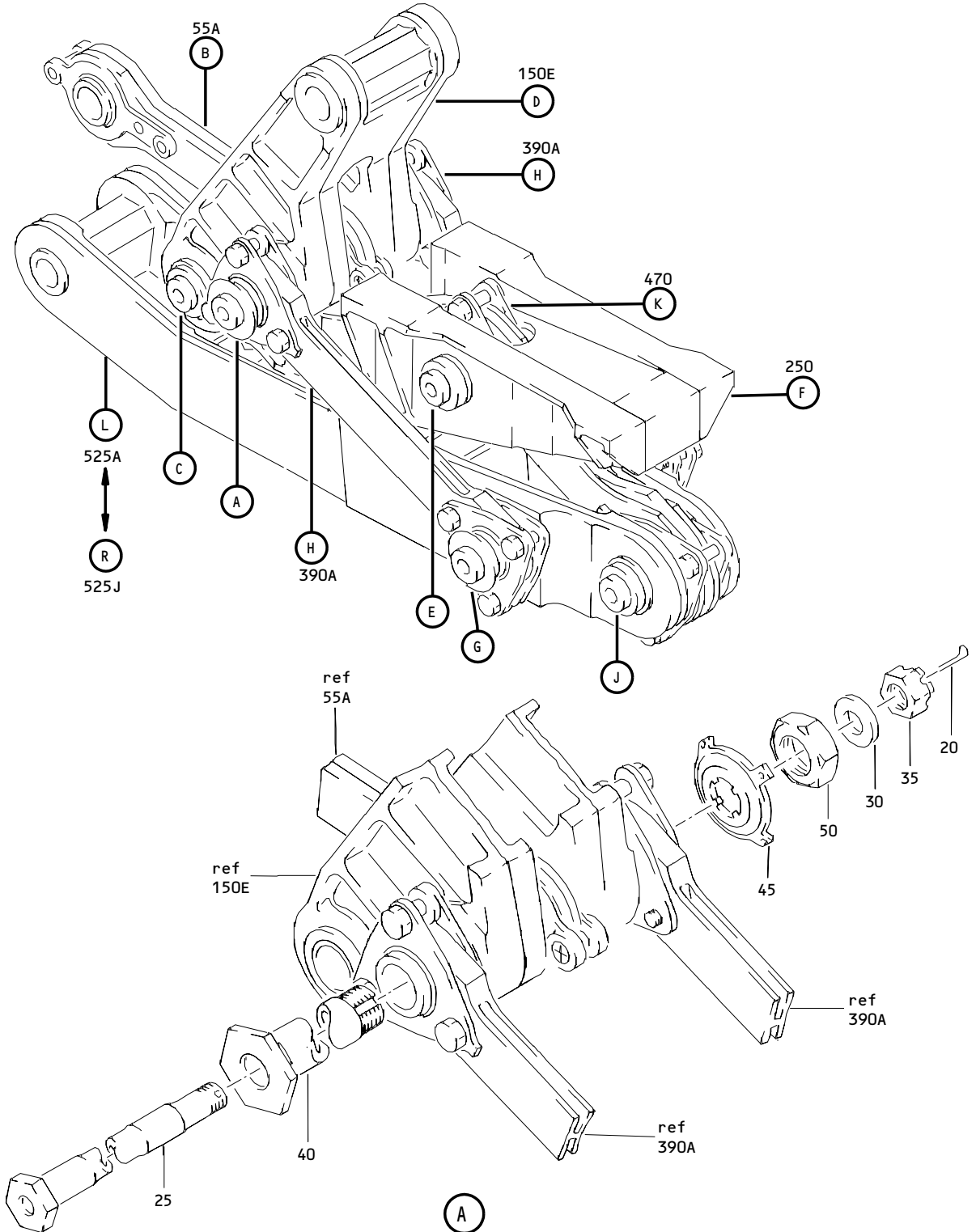
PART NUMBER	AIRLINE PART NO.	FIG.	ITEM	TTL REQ
66014-12		1	528	1
		1	549	9
		1	590	2
		1	604G	4
		2	533	1
		2	554A	8
		2	554B	6
		2	595	5
		2	609G	5
		2	609G	5
69235-820CD		1	532A	1

# 27-51-97

ILLUSTRATED PARTS LIST

01.1 Page 1029

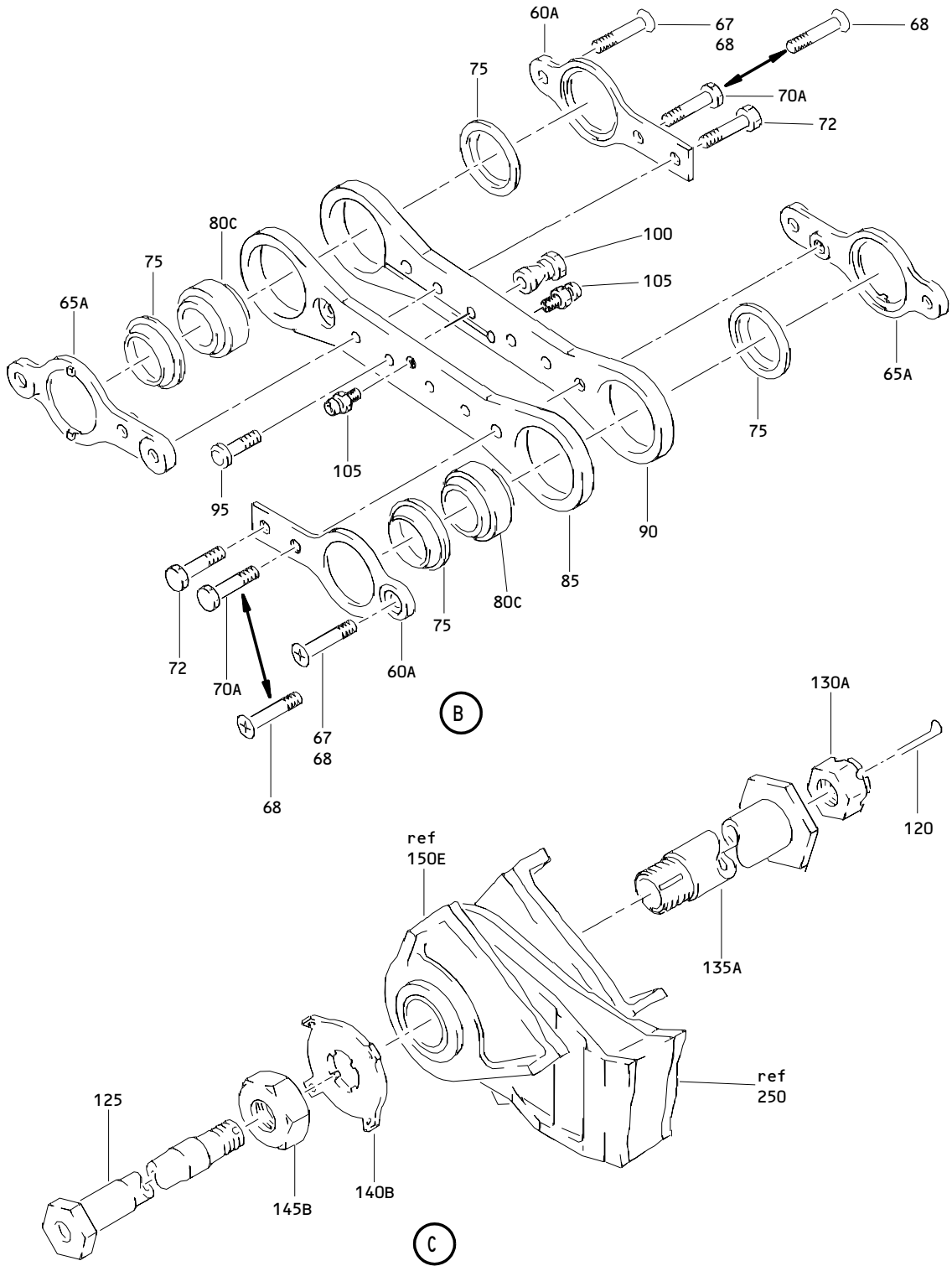
Mar 01/04



Outboard Trailing Edge Flap Linkage Assembly  
 Figure 1 (Sheet 1)

**27-51-97**

ILLUSTRATED PARTS LIST  
 01.1 Page 1031  
 Mar 01/04

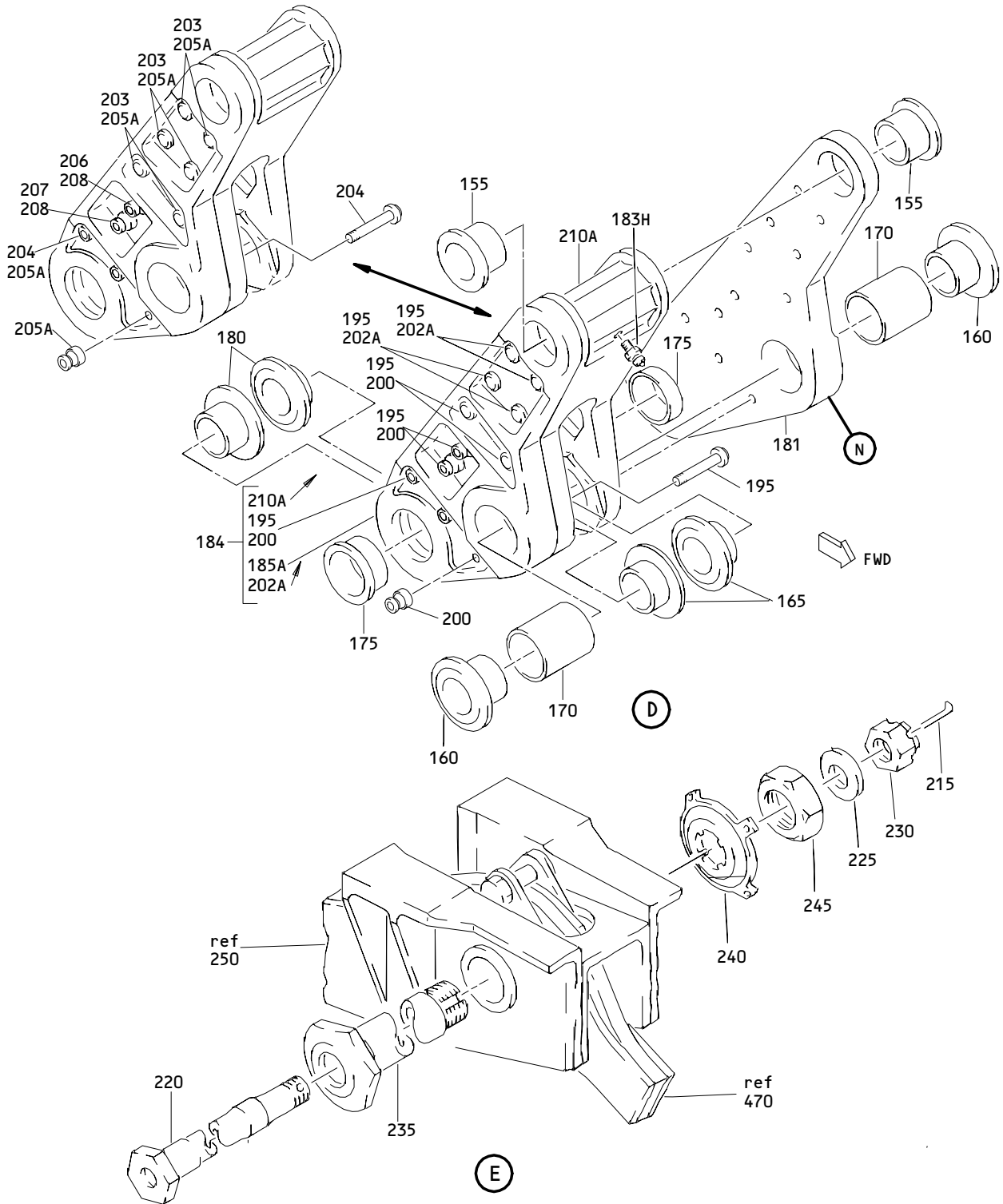


Outboard Trailing Edge Flap Linkage Assembly  
 Figure 1 (Sheet 2)

**27-51-97**

ILLUSTRATED PARTS LIST  
 01.1 Page 1032  
 Mar 01/04

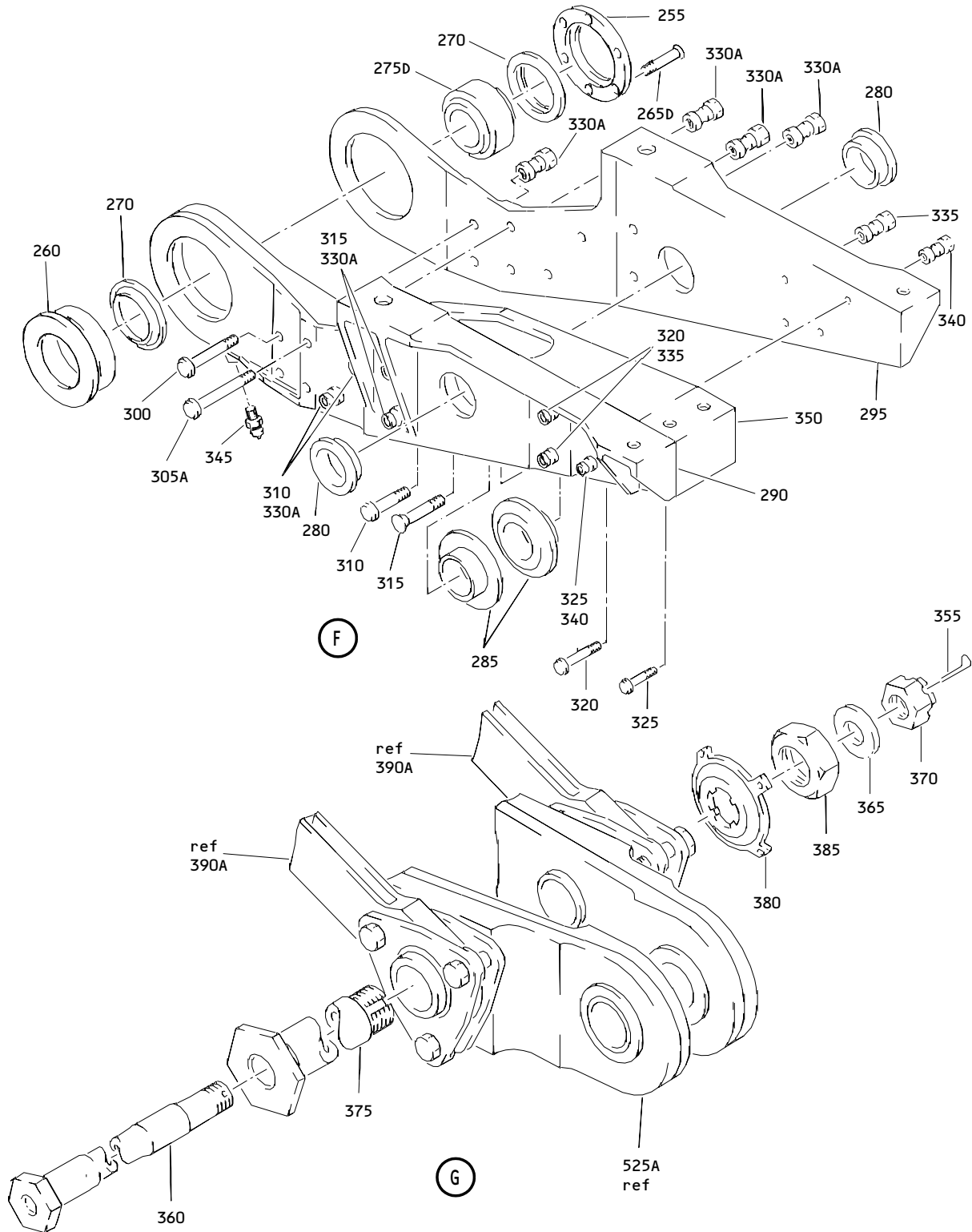
T60386



Outboard Trailing Edge Flap Linkage Assembly  
Figure 1 (Sheet 3)

**27-51-97**

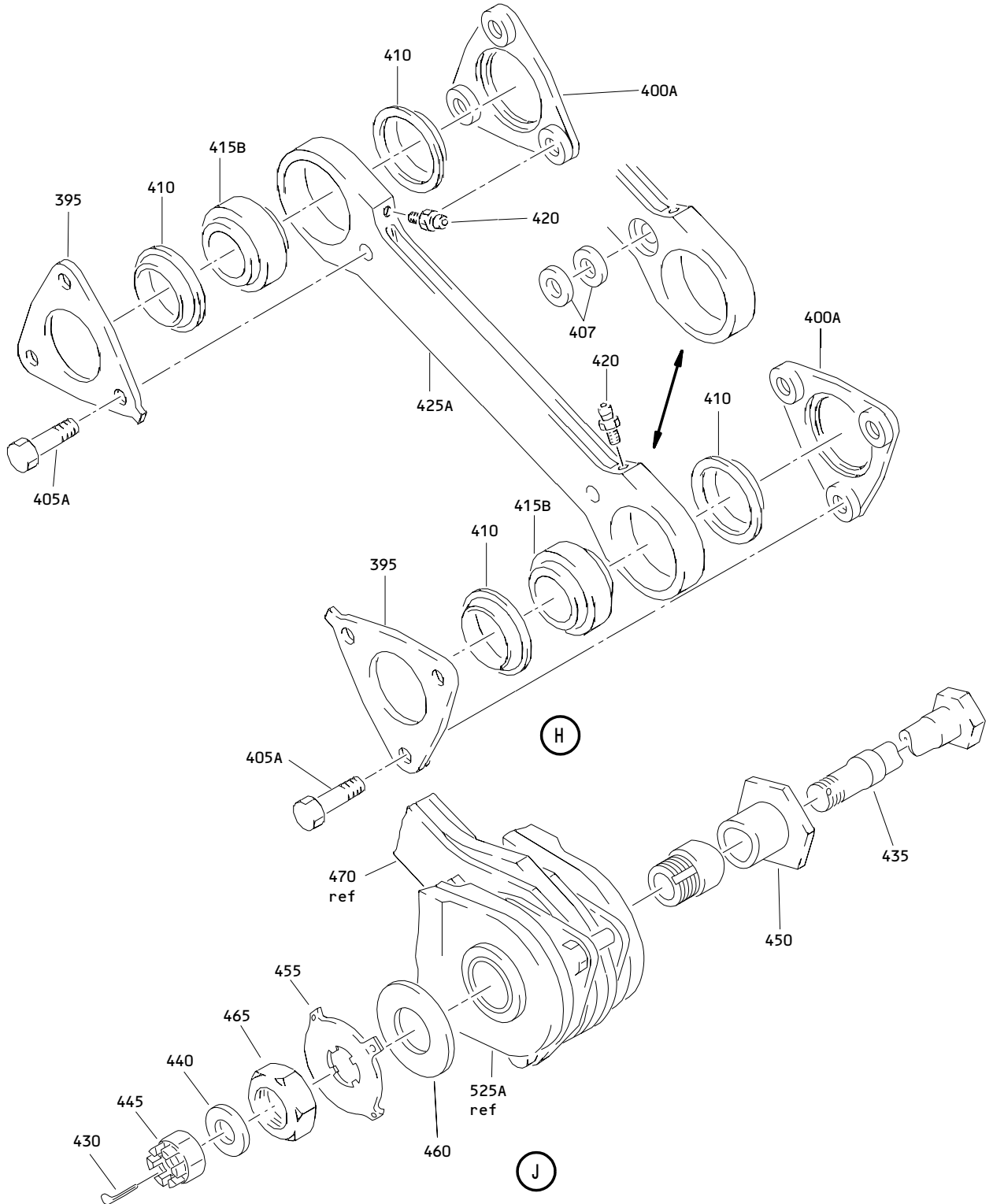
ILLUSTRATED PARTS LIST  
01.1 Page 1033  
Mar 01/04



Outboard Trailing Edge Flap Linkage Assembly  
 Figure 1 (Sheet 4)

**27-51-97**

ILLUSTRATED PARTS LIST  
 01.1 Page 1034  
 Mar 01/04

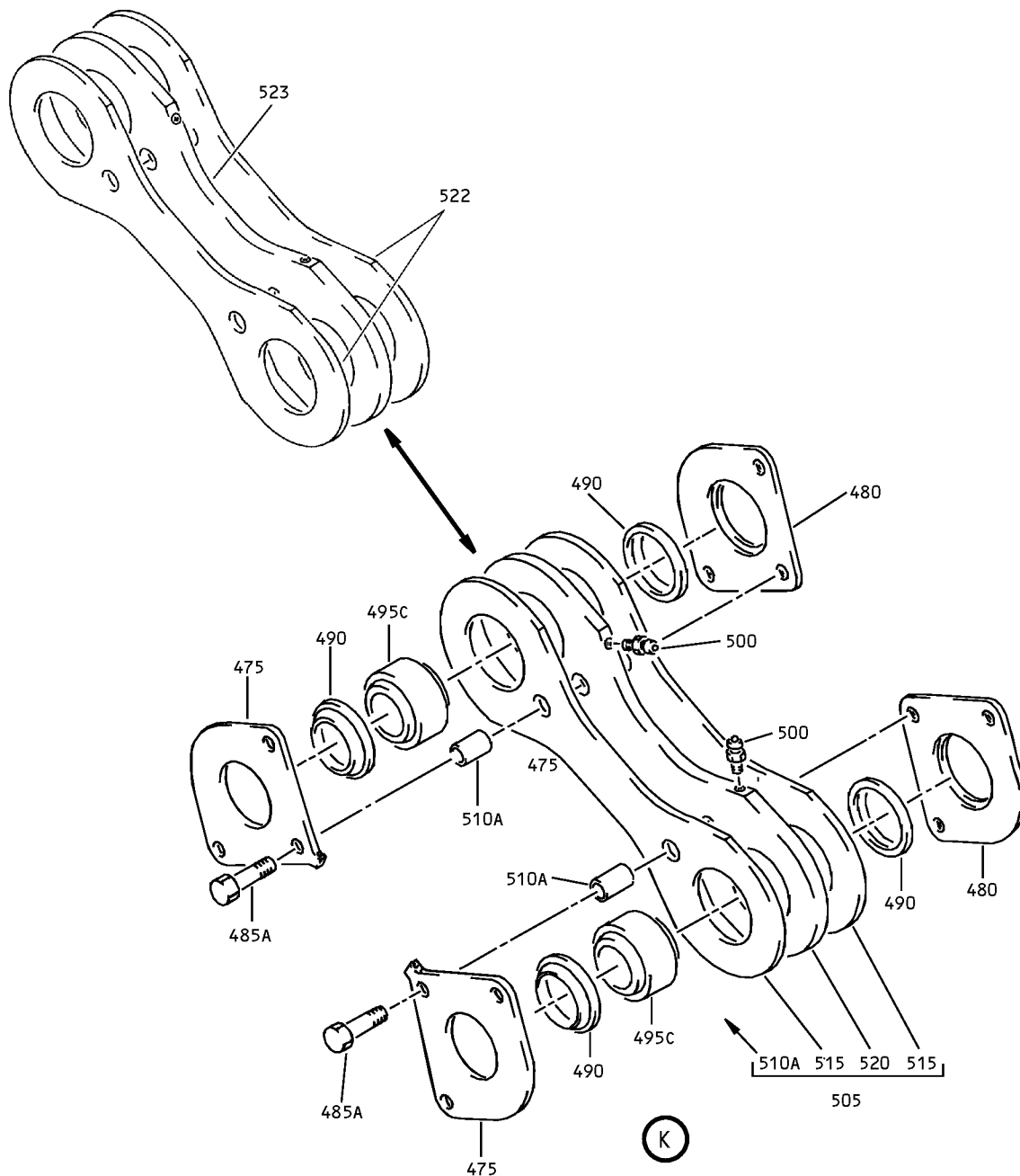


Outboard Trailing Edge Flap Linkage Assembly  
 Figure 1 (Sheet 5)

**27-51-97**

ILLUSTRATED PARTS LIST  
 01.1 Page 1035  
 Mar 01/04

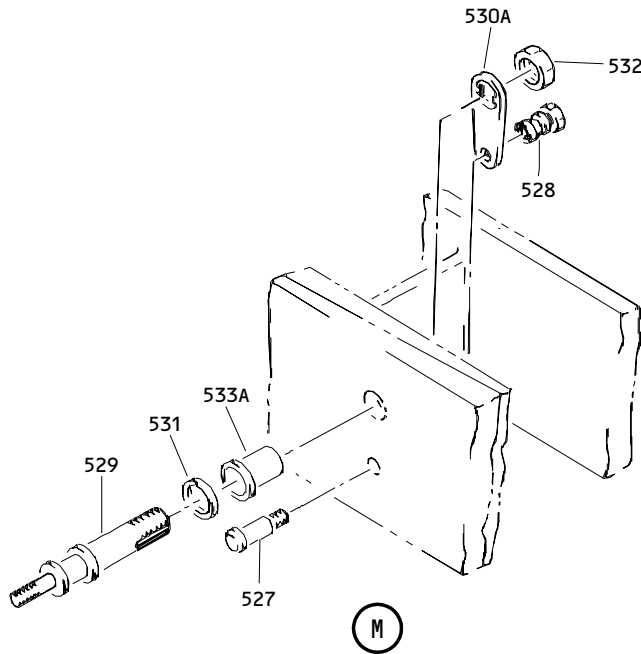
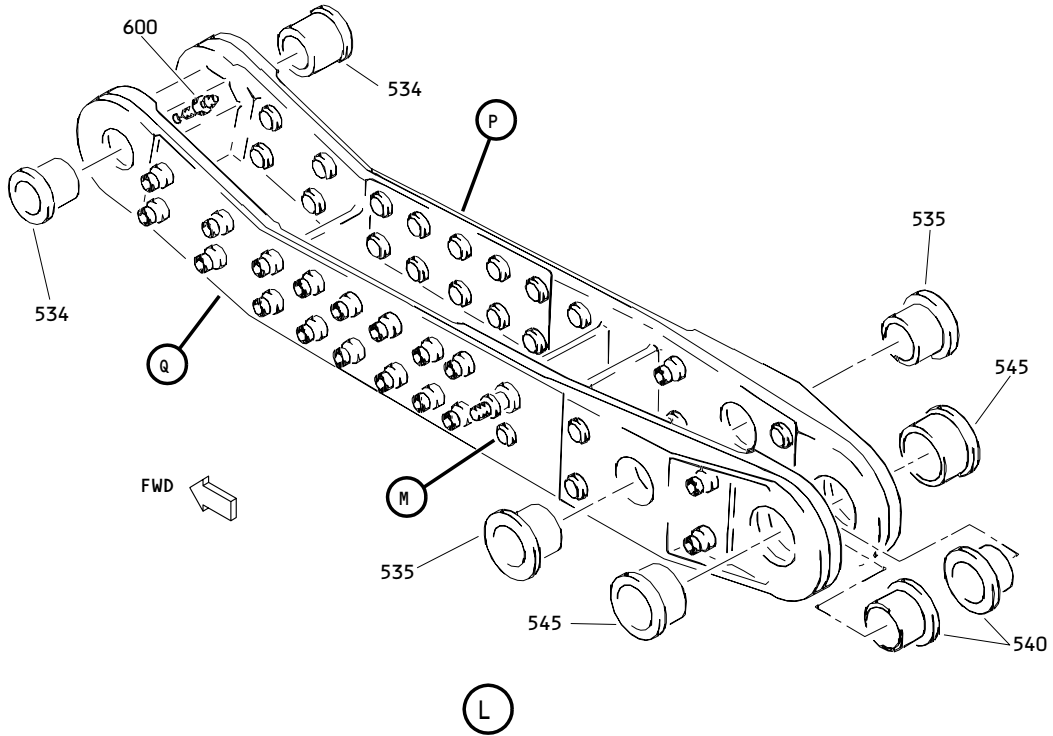




Outboard Trailing Edge Flap Linkage Assembly  
 Figure 1 (Sheet 6)

**27-51-97**

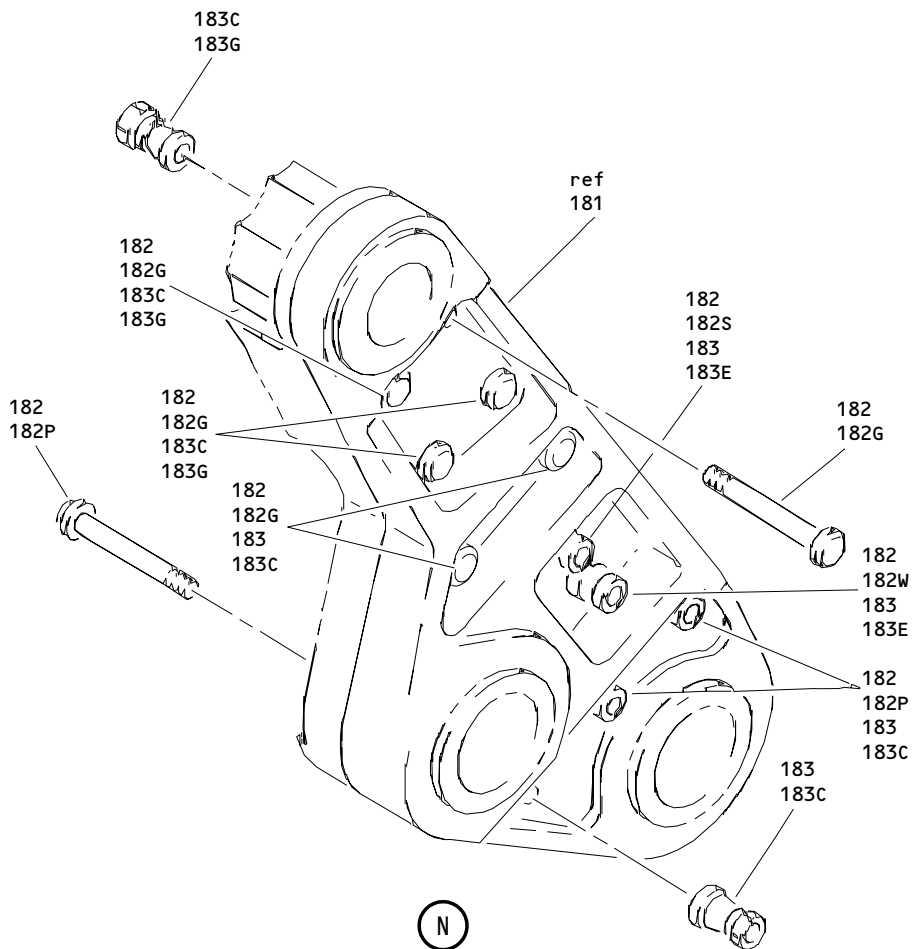
ILLUSTRATED PARTS LIST  
 01.1 Page 1036  
 Mar 01/04



Outboard Trailing Edge Flap Linkage Assembly  
Figure 1 (Sheet 7)

**27-51-97**

ILLUSTRATED PARTS LIST  
01.1 Page 1037  
Mar 01/04

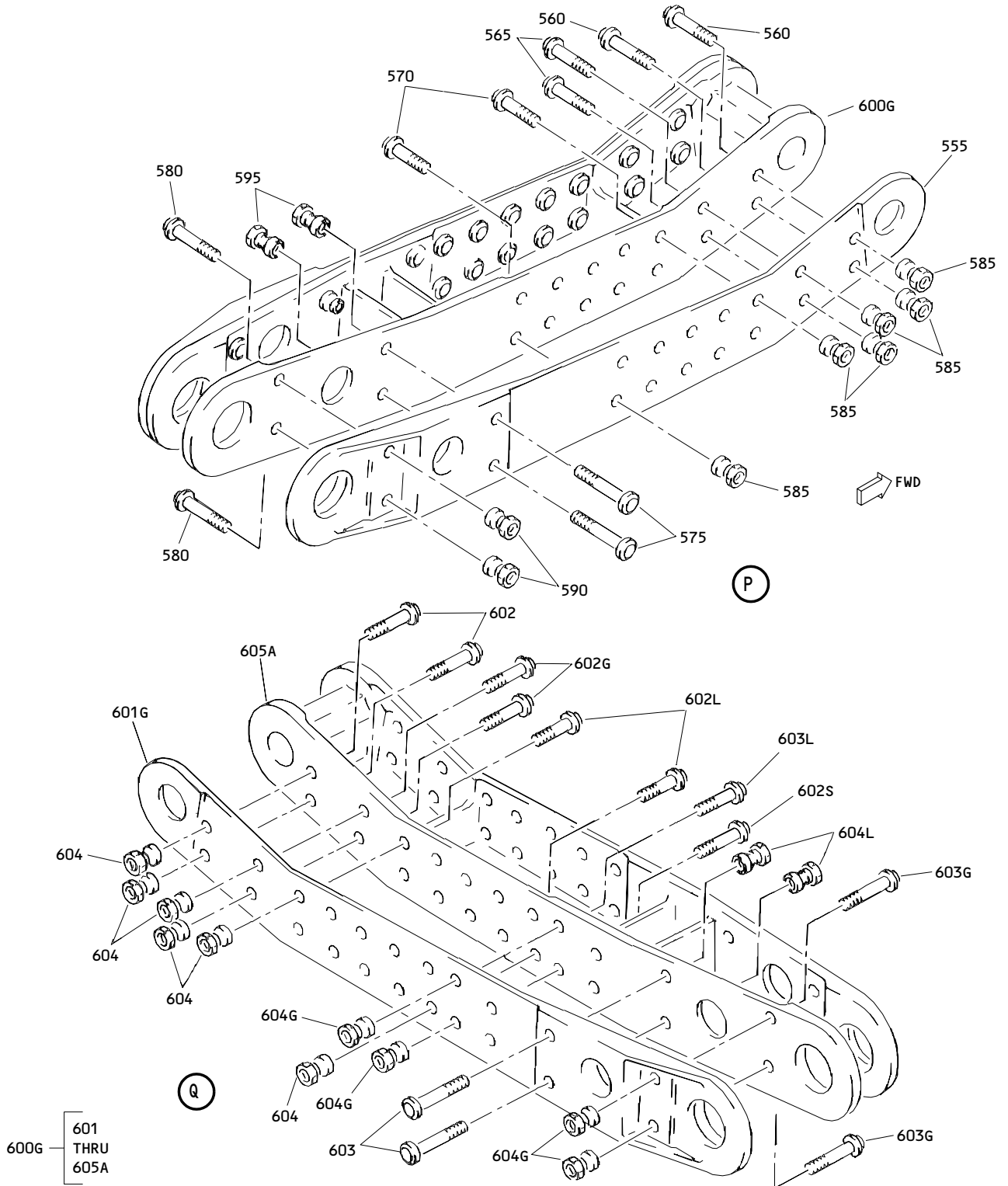


Outboard Trailing Edge Flap Linkage Assembly  
 Figure 1 (Sheet 8)

**27-51-97**

ILLUSTRATED PARTS LIST  
 01.1 Page 1038  
 Mar 01/04

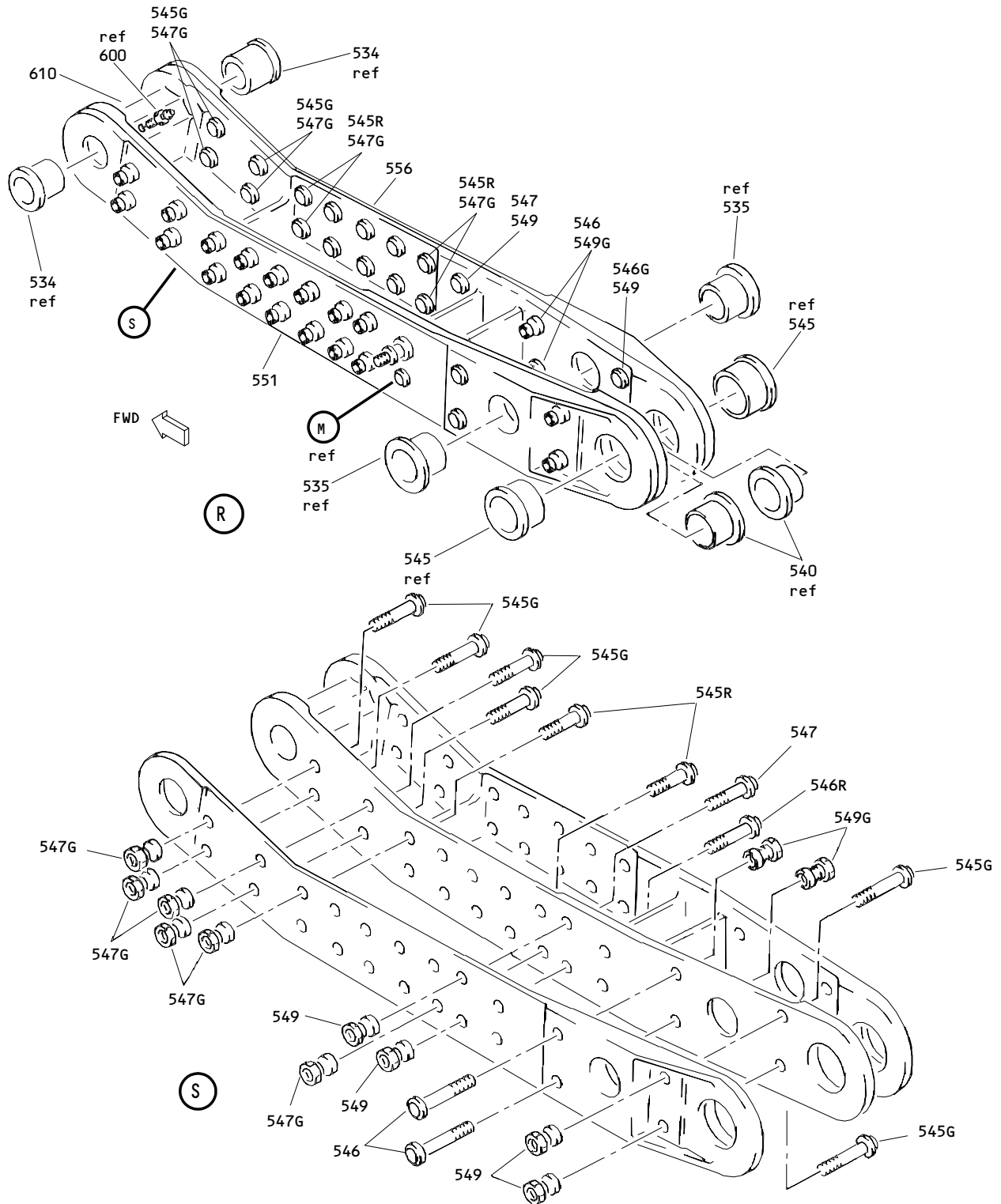
**BOEING**  
**COMPONENT**  
**MAINTENANCE MANUAL**



Outboard Trailing Edge Flap Linkage Assembly  
 Figure 1 (Sheet 9)

**27-51-97**

ILLUSTRATED PARTS LIST  
 01.1 Page 1039  
 Mar 01/04



Outboard Trailing Edge Flap Linkage Assembly  
 Figure 1 (Sheet 10)

**27-51-97**

ILLUSTRATED PARTS LIST  
 01.1 Page 1040  
 Mar 01/04


**BOEING**  
 COMPONENT  
 MAINTENANCE MANUAL

FIG. & ITEM	PART NO.	AIRLINE PART NUMBER	NOMENCLATURE 1234567	EFF CODE	QTY PER ASSY
01- -1	113T3000-3		LINKAGE ASSY-OUTBD TE FLAP (LH)	A	RF
-1A	113T3000-31		DELETED		
-1B	113T3000-35		LINKAGE ASSY-OUTBD TE FLAP (LH)	E	RF
-1C	113T3000-47		LINKAGE ASSY-OUTBD TE FLAP (LH)	L	RF
-1D	113T3000-49		LINKAGE ASSY-OUTBD TE FLAP (LH)	Q	RF
-1E	113T3000-59		LINKAGE ASSY-OUTBD TE FLAP (LH)	S	RF
-1F	113T3000-63		LINKAGE ASSY-OUTBD TE FLAP (LH)	T	RF
-1G	113T3000-71		LINKAGE ASSY-OUTBD TE FLAP (VARIABLE) (LH)	AF	RF
-1H	113T3000-77		DELETED		
-1J	113T3000-89		LINKAGE ASSY-OUTBD TE FLAP (VARIABLE) (LH)	AJ	RF
-1K	113T3000-95		DELETED		
-1L	113T3000-109		LINKAGE ASSY-OUTBD TE FLAP (VARIABLE) (LH)	AA	RF
-1M	113T3000-135		LINKAGE ASSY-OUTBD TE FLAP (LH)	AC	RF
-1N	113T3000-137		LINKAGE ASSY-OUTBD TE FLAP (LH)	AG	RF
-5	113T3000-4		LINKAGE ASSY-OUTBD TE FLAP (RH)	B	RF
-5A	113T3000-32		DELETED		
-5B	113T3000-36		LINKAGE ASSY-OUTBD TE FLAP (RH)	F	RF
-5C	113T3000-48		LINKAGE ASSY-OUTBD TE FLAP (RH)	M	RF
-5D	113T3000-50		LINKAGE ASSY-OUTBD TE FLAP (RH)	R	RF
-5E	113T3000-60		LINKAGE ASSY-OUTBD TE FLAP (RH)	U	RF
-5F	113T3000-64		LINKAGE ASSY-OUTBD TE FLAP (RH)	V	RF
-5G	113T3000-72		LINKAGE ASSY-OUTBD TE FLAP (VARIABLE) (RH)	AH	RF
-5H	113T3000-78		DELETED		
-5J	113T3000-90		LINKAGE ASSY-OUTBD TE FLAP (VARIABLE) (RH)	AK	RF
-5K	113T3000-96		DELETED		

27-51-97

 ILLUSTRATED PARTS LIST  
 01.1 Page 1041  
 Mar 01/04

FIG. & ITEM	PART NO.	AIRLINE PART NUMBER	NOMENCLATURE 1234567	EFF CODE	QTY PER ASSY
01- -5L	113T3000-110		LINKAGE ASSY-OUTBD TE FLAP (VARIABLE) (RH)	AE	RF
-5M	113T3000-136		LINKAGE ASSY-OUTBD TE FLAP (RH)	AN	RF
-5N	113T3000-138		LINKAGE ASSY-OUTBD TE FLAP (RH)	AP	RF
-10	113T3000-5		DELETED		
R -10A	113T3000-25		LINKAGE ASSY-INBD, OUTBD TE FLAP (LH) (FOR DETAILS SEE FIG. 2)	C	RF
-10B	113T3000-29		DELETED		
R -10C	113T3000-33		LINKAGE ASSY-INBD, OUTBD TE FLAP (LH) (FOR DETAILS SEE FIG. 2)	G	RF
R -10D	113T3000-37		LINKAGE ASSY-INBD, OUTBD TE FLAP (LH) (FOR DETAILS SEE FIG. 2)	H	RF
R -10E	113T3000-45		LINKAGE ASSY-INBD, OUTBD TE FLAP (LH) (FOR DETAILS SEE FIG. 2)	N	RF
R -10F	113T3000-57		LINKAGE ASSY-INBD, OUTBD TE FLAP (LH) (FOR DETAILS SEE FIG. 2)	W	RF
R -10G	113T3000-61		LINKAGE ASSY-INBD, OUTBD TE FLAP (LH) (FOR DETAILS SEE FIG. 2)	X	RF
R -10H	113T3000-69		LINKAGE ASSY-INBD, OUTBD TE FLAP (LH) (VARIABLE) (FOR DETAILS SEE FIG. 2)	AB	RF
-10J	113T3000-75		DELETED		
R -10K	113T3000-87		LINKAGE ASSY-INBD, OUTBD TE FLAP (LH) (VARIABLE) (FOR DETAILS SEE FIG. 2)	AL	RF
R -10L	113T3000-139		LINKAGE ASSY-INBD, OUTBD TE FLAP (LH) (FOR DETAILS SEE FIG. 2)	AQ	RF
R -10M	113T3000-141		LINKAGE ASSY-INBD, OUTBD TE FLAP (LH) (FOR DETAILS SEE FIG. 2)	AR	RF

# 27-51-97

 ILLUSTRATED PARTS LIST  
 01.1 Page 1042  
 Mar 01/04


**BOEING**  
 COMPONENT  
 MAINTENANCE MANUAL

FIG. & ITEM	PART NO.	AIRLINE PART NUMBER	NOMENCLATURE 1234567	EFF CODE	QTY PER ASSY
01-					
R -15	113T3000-6		DELETED		
R -15A	113T3000-26		LINKAGE ASSY-INBD, OUTBD TE FLAP (RH) (FOR DETAILS SEE FIG. 2)	D	RF
R -15B	113T3000-30		DELETED		
R -15C	113T3000-34		LINKAGE ASSY-INBD, OUTBD TE FLAP (RH) (FOR DETAILS SEE FIG. 2)	J	RF
R -15D	113T3000-38		LINKAGE ASSY-INBD, OUTBD TE FLAP (RH) (FOR DETAILS SEE FIG. 2)	K	RF
R -15E	113T3000-46		LINKAGE ASSY-INBD, OUTBD TE FLAP (RH) (FOR DETAILS SEE FIG. 2)	P	RF
R -15F	113T3000-58		LINKAGE ASSY-INBD, OUTBD TE FLAP (RH) (FOR DETAILS SEE FIG. 2)	Y	RF
R -15G	113T3000-62		LINKAGE ASSY-INBD, OUTBD TE FLAP (RH) (FOR DETAILS SEE FIG. 2)	Z	RF
R -15H	113T3000-70		LINKAGE ASSY-INBD, OUTBD TE FLAP (RH) (VARIABLE) (FOR DETAILS SEE FIG. 2)	AD	RF
R -15J	113T3000-76		DELETED		
R -15K	113T3000-88		LINKAGE ASSY-INBD, OUTBD TE FLAP (RH) (VARIABLE) (FOR DETAILS SEE FIG. 2)	AM	RF
R -15L	113T3000-140		LINKAGE ASSY-INBD, OUTBD TE FLAP (RH) (FOR DETAILS SEE FIG. 2)	AS	RF
R -15M	113T3000-142		LINKAGE ASSY-INBD, OUTBD TE FLAP (RH) (FOR DETAILS SEE FIG. 2)	AT	RF

27-51-97

 ILLUSTRATED PARTS LIST  
 01.1 Page 1043  
 Mar 01/04



FIG. & ITEM	PART NO.	AIRLINE PART NUMBER	NOMENCLATURE 1234567	EFF CODE	QTY PER ASSY
01-20	MS24665-374		.PIN-COTTER	A,B,E ,F,L, M,Q-V ,AA AE-AK ,AP	1
R -20A 25	BACP18BC04A12P 113T1264-12		.PIN-COTTER .PIN-INNER (OPT ITEM 25A)	AC,AN A,B,E ,F,L, M,Q-V ,AA,A C AE-AK ,AN,A P	1 1
-25A	113T1264-46		.PIN-INNER (OPT ITEM 25)	A,B,E ,F,L, M,Q-V ,AA,A C AE-AK ,AN,A P	1
30	113T1254-13		.WASHER	A,B,E ,F,L, M,Q-V ,AA,A C AE-AK ,AN,A P	AR

**27-51-97**

 ILLUSTRATED PARTS LIST  
 01.1 Page 1044  
 Mar 01/04

**BOEING**  
 COMPONENT  
 MAINTENANCE MANUAL

FIG. & ITEM	PART NO.	AIRLINE PART NUMBER	NOMENCLATURE 1234567	EFF CODE	QTY PER ASSY
01-35	BACN10JD112ASU		.NUT	A,B,E ,F,L, M,Q-V ,AA,A C AE-AK ,AN,A P	1
40	113T1263-16		.PIN-OUTER	A,B,E ,F,L, M,Q-V ,AA,A C AE-AK ,AN,A P	1
45	113T1254-9		.WASHER	A,B,E ,F,L, M,Q-V ,AA,A C AE-AK ,AN,A P	1
50	113T1262-3		.NUT	A,B,E ,F,L, M,Q-V ,AA,A C AE-AK ,AN,A P	1

**27-51-97**

ILLUSTRATED PARTS LIST

01.1

Page 1045

Mar 01/04

FIG. & ITEM	PART NO.	AIRLINE PART NUMBER	NOMENCLATURE 1234567	EFF CODE	QTY PER ASSY
01-55	113T1335-1		DELETED		
55A	113T1335-4		.LINK ASSY-(5-8)	A,B	1
-55B	113T1335-7		.LINK ASSY-(5-8) (PRE SB 767-27-0080)	E,F,L ,M,Q, R,AG, AP	1
-55C	113T1335-9		.LINK ASSY-(5-8)	S-V,A A,AE	1
-55D	113T1335-12		.LINK ASSY-(5-8) (VARIABLE) (PRE SB 767-27-0080)	AF,A H-AK	1
-55E	113T1335-9		.LINK ASSY-(5-8) (POST SB 767-27-0080)	Q,R,A J,AK	1
R -55F	113T1335-9		.LINK ASSY-(5-8) (OPT ITEM 55G)	AC,AN	1
R -55G	113T1335-13		.LINK ASSY-(5-8) (OPT ITEM 55F)	AC,AN	1
60	113T1362-8		DELETED		
60A	113T1362-22		..RETAINER- (PRE SB 767-27-0080)	A,B,E ,F,L, M,Q,R ,AF-A K,AP	2
-60B	113T1362-28		..RETAINER	S-V,A A,AC, AE,AN	2
-60C	113T1362-28		..RETAINER- (POST SB 767-27-0080)	Q,R,A J,AK	2
65	113T1362-15		DELETED		
65A	113T1362-23		..RETAINER- (PRE SB 767-27-0080)	A,B,E ,F,L, M,Q,R ,AF-A K,AP	2
-65B	113T1362-27		..RETAINER	S-V,A A,AC, AE,AN	2
-65C	113T1362-27		..RETAINER- (POST SB 767-27-0080)	Q,R,A J,AK	2
67	BACB30LR4PU12		ATTACHING PARTS ..BOLT- (PRE SB 767-27-0080)	A,B,E ,F,L, M,Q,R ,AF-A K,AP	2

27-51-97

 ILLUSTRATED PARTS LIST  
 01.1 Page 1046  
 Mar 01/04

**BOEING**  
 COMPONENT  
 MAINTENANCE MANUAL

FIG. & ITEM	PART NO.	AIRLINE PART NUMBER	NOMENCLATURE 1234567	EFF CODE	QTY PER ASSY
01-68	BACB30LR4PU11		..BOLT	S-V,A A,AC, AE,AN	4
-68A	BACB30LR4PU11		..BOLT- (POST SB 767-27-0080)	Q,R,A J,AK	4
70	BACB30LJ4HSU17		DELETED		
70A	BACB30LJ4HSU10		..BOLT- (PRE SB 767-27-0080)	A,B,E ,F,L, M,Q,R ,AF-A K,AP	2
72	BACB30LJ4HSU11		..BOLT- (PRE SB 767-27-0080)  -----*-----	A,B,E ,F,L, M,Q-V  ,AA,A C AE-AK ,AN,A P	2
75	113T1256-6		..SEAL	A,B,E ,F,L, M,Q-V ,AA,A C AE-AK ,AN,A P	4
80	60B00180-233		DELETED		
80A	ASB24-102		DELETED		
80B	ABS24-102		DELETED		
80C	BLP24F233		..BEARING- (V16746) (SPEC 60B00180-233) (OPT ABS24-102 (VS0352))	A,B,E ,F,L, M,Q-V ,AA,A C AE-AK ,AN,A P	2

**27-51-97**

ILLUSTRATED PARTS LIST  
 01.1 Page 1047  
 Mar 01/04

FIG. & ITEM	PART NO.	AIRLINE PART NUMBER	NOMENCLATURE 1234567	EFF CODE	QTY PER ASSY
01-85	113T1335-2		..LINK- (PRE SB 767-27-0080)	A,B,E ,F,L, M,Q,R ,AF-A K,AP	1
-85A	113T1335-10		..LINK- (USED ON ITEMS 55C, 55F)	S-V,A A,AC, AE,AN	1
-85B	113T1335-10		..LINK- (POST SB 767-27-0080)	Q,R,A J,AK	1
R -85C	113T1335-14		..LINK- (USED ON ITEM 55G)	AC,AN	1
90	113T1335-3		..LINK- (PRE SB 767-27-0080)	A,B,E ,F,L, M,Q,R ,AF-A K,AP	1
-90A	113T1335-11		..LINK- (USED ON ITEMS 55C, 55F)	S-V,A A,AC, AE,AN	1
-90B	113T1335-11		..LINK- (POST SB 767-27-0080)	Q,R,A J,AK	1
R -90C	113T1335-15		..LINK- (USED ON ITEM 55G)	AC,AN	1
95	HL10VAZ8-12		ATTACHING PARTS ..BOLT- (V60516) (SPEC BACB30MY8K12) (OPT B30MY8K12 (V97928))	A,B,E ,F,L, M,Q-V ,AA,A C AE-AK ,AN,A P	2

# 27-51-97

 ILLUSTRATED PARTS LIST  
 01.1 Page 1048  
 Mar 01/04

**BOEING**  
 COMPONENT  
 MAINTENANCE MANUAL

FIG. & ITEM	PART NO.	AIRLINE PART NUMBER	NOMENCLATURE 1234567	EFF CODE	QTY PER ASSY
01-100	HL97DU8		..COLLAR- (V73197) (SPEC BACC30AB8S) (OPT HL97DU8 (V92215)) (OPT HL97DU8 (V56878))	A,B,E ,F,L, M,Q-V ,AA,A C AE-AK ,AN,A P	2
			-----*-----		
105	MS15004-1		..FITTING	A,B	2
-105A	MS15001-4		..FITTING	E,F,L ,M, Q-V,A A,A E-AK AP	2
R -105B	MS15001-4		..FITTING- (OPT ITEM 105C)	AC,AN	2
R -105C	AS15001-4		..FITTING- (OPT ITEM 105B)	AC,AN	2
120	MS24665-374		.PIN-COTTER	A,B,E ,F,L, M,Q-V ,AA AE-AK ,AP	1
R -120A	BACP18BC04A12P		.PIN-COTTER	AC,AN	1
125	113T1264-10		.PIN-INNER (OPT ITEM 125A)	A,B,E ,F,L, M,Q-V ,AA AE-AK ,AP	1
-125A	113T1264-44		.PIN-INNER (OPT ITEM 125)	A,B,E ,F,L, M,Q-V ,AA AE-AK ,AP	1
R -125B	113T1264-44		.PIN-INNER	AC,AN	1

**27-51-97**

ILLUSTRATED PARTS LIST  
 01.1 Page 1049  
 Mar 01/04

FIG. & ITEM	PART NO.	AIRLINE PART NUMBER	NOMENCLATURE 1234567	EFF CODE	QTY PER ASSY
01- 130 130A	BACN10JD109ASU BACN10JD110ASU		DELETED .NUT	A,B,E ,F,L, M,Q-V ,AA,A C AE-AK ,AN,A P	1
135 135A	113T1263-14 113T1263-23		DELETED .PIN-OUTER	A,B,E ,F,L, M,Q-V ,AA,A C AE-AK ,AN,A P	1
140 140A 140B	113T1254-20 113T1254-42 113T1254-53		DELETED DELETED .WASHER-SPECIAL	A,B,E ,F,L, M,Q-V ,AA,A C AE-AK ,AN,A P	1
145 145A 145B	113T1262-8 113T1262-19 113T1262-21		DELETED DELETED .NUT	A,B,E ,F,L, M,Q-V ,AA,A C AE-AK ,AN,A P	1

# 27-51-97

 ILLUSTRATED PARTS LIST  
 01.1 Page 1050  
 Mar 01/04

**BOEING**  
 COMPONENT  
 MAINTENANCE MANUAL

FIG. & ITEM	PART NO.	AIRLINE PART NUMBER	NOMENCLATURE 1234567	EFF CODE	QTY PER ASSY
01-					
150	113T1307-1		DELETED		
150A	113T1307-5		DELETED		
-150B	113T1307-10		DELETED		
-150C	113T1307-5		DELETED		
-150D	113T1307-10		DELETED		
-150E	113T1307-12		.LINK ASSY-MAIN DRIVE	E,F	1
150F	113T1307-13		.LINK ASSY-MAIN DRIVE (OPT ITEM 150G)	A,B	1
-150G	113T1307-14		.LINK ASSY-MAIN DRIVE (OPT ITEM 150F)	A,B	1
-150H	113T1307-15		.LINK ASSY-MAIN DRIVE (PRE SB 767-27-0080)	L,M,Q ,R,AG ,AP	1
-150J	113T1307-20		.LINK ASSY-MAIN DRIVE	S-V,A C,AN	1
-150K	113T1307-25		.LINK ASSY-MAIN DRIVE (VARIABLE) (PRE SB 767-27-0080)	AA,AE ,AF,A H-AK	1
-150L	113T1307-20		.LINK ASSY-MAIN DRIVE (POST SB 767-27-0080)	Q,R,A J,AK	1
155	113T1347-6		..BUSHING	A,B,E ,F,L, M,Q-V ,AA,A C AE-AK ,AN,A P	2
160	113T1347-3		..BUSHING	A,B,E ,F,L, M,Q-V ,AA,A C AE-AK ,AN,A P	2

**27-51-97**



FIG. & ITEM	PART NO.	AIRLINE PART NUMBER	NOMENCLATURE 1234567	EFF CODE	QTY PER ASSY
01-165	113T1347-4		..BUSHING	A,B,E ,F,L, M,Q-V ,AA,A C AE-AK ,AN,A P	2
170	113T1347-5		..BUSHING	A,B,E ,F,L, M,Q-V ,AA,A C AE-AK ,AN,A P	2
175	113T1347-2		..BUSHING	A,B,E ,F,L, M,Q-V ,AA,A C AE-AK ,AN,A P	2
180	113T1347-1		..BUSHING	A,B,E ,F,L, M,Q-V ,AA,A C AE-AK ,AN,A P	2
181	113T1307-8		..LINK-SIDE (OPT ITEM 181A) (USED ON ITEM 150F)	A,B	1
-181A	113T1399-2		..LINK-SIDE (OPT ITEM 181) (USED ON ITEM 150F)	A,B	1
-181B	113T1399-2		..LINK-SIDE (USED ON ITEM 150G) (PRE SB 767-27-0080)	A,B,E ,F,L, M,Q,R ,AA,A E-AK AP	1

# 27-51-97

 ILLUSTRATED PARTS LIST  
 01.1 Page 1052  
 Mar 01/04


**BOEING**  
 COMPONENT  
 MAINTENANCE MANUAL

FIG. & ITEM	PART NO.	AIRLINE PART NUMBER	NOMENCLATURE 1234567	EFF CODE	QTY PER ASSY
01- -181C	113T1307-24		..LINK-SIDE (OPT ITEM 181D)	S-V,A C,AN	1
-181D	113T1399-6		..LINK-SIDE (OPT ITEM 181C)	S-V,A C,AN	1
-181E	113T1307-24		..LINK-SIDE (OPT ITEM 181F) (POST SB 767-27-0080)	Q,R,A J,AK	1
-181F	113T1399-6		..LINK-SIDE (OPT ITEM 181E) (POST SB 767-27-0080)	Q,R,A J,AK	1
182	HL10VAZ10-10		..BOLT- (V60516) (SPEC BACB30MY10K10) (OPT B30MY10K10 (V97928)) (PRE SB 767-27-0080)	A,B,E ,F,L, M,Q,R ,AA,A E-AK APAK	11
182G	HL10VAZ10-10		..BOLT- (V60516) (SPEC BACB30MY10K10) (OPT B30MY10K10 (V97928))	S-V,A C,AN	6
-182H	HL10VAZ10-10		..BOLT- (V60516) (SPEC BACB30MY10K10) (OPT B30MY10K10 (V97928)) (POST SB 767-27-0080)	Q,R,A J,AK	6
182P	HL10VAZ10-9		..BOLT- (V60516) (SPEC BACB30MY10K9) (OPT B30MY10K9 (V97928))	S-V,A C,AN	3
-182Q	HL10VAZ10-9		..BOLT- (V60516) (SPEC BACB30MY10K9) (OPT B30MY10K9 (V97928)) (POST SB 767-27-0080)	Q,R,A J,AK	3
182S	HL10VAZ10-15		..BOLT- (V60516) (SPEC BACB30MY10K15) (OPT B30MY10K15 (V97928))	S-V,A C,AN	1

27-51-97

ILLUSTRATED PARTS LIST

01.1

Page 1053

Mar 01/04

FIG. & ITEM	PART NO.	AIRLINE PART NUMBER	NOMENCLATURE 1234567	EFF CODE	QTY PER ASSY
01- -182T	HL10VAZ10-15		..BOLT- (V60516) (SPEC BACB30MY10K15) (OPT B30MY10K15 (V97928)) (POST SB 767-27-0080)	Q,R,A J,AK	1
182W	HL10VAZ10-13		..BOLT- (V60516) (SPEC BACB30MY10K13) (OPT B30MY10K13 (V97928))	S-V,A C,AN	1
-182X	HL10VAZ10-13		..BOLT- (V60516) (SPEC BACB30MY10K13) (OPT B30MY10K13 (V97928)) (POST SB 767-27-0080)	Q,R,A J,AK	1
183	HL79-10		..COLLAR- (V5M902) (SPEC BACC30M10) (OPT HL79-10 (V73197)) (OPT HL79-10 (V92215)) (OPT 66014-10 (V56878)) (OPT HL79-10 (V56878)) (PRE SB 767-27-0080)	A,B,E ,F,L, M,Q,R ,AA,A E-AK AP	7
183C	HL79-10		..COLLAR- (V5M902) (SPEC BACC30M10) (OPT HL79-10 (V73197)) (OPT HL79-10 (V92215)) (OPT 66014-10 (V56878)) (OPT HL79-10 (V56878))	S-V,A C,AN	9

# 27-51-97

 ILLUSTRATED PARTS LIST  
 01.1 Page 1054  
 Mar 01/04

**BOEING**  
 COMPONENT  
 MAINTENANCE MANUAL

FIG. & ITEM	PART NO.	AIRLINE PART NUMBER	NOMENCLATURE 1234567	EFF CODE	QTY PER ASSY
01- -183D	HL79-10		..COLLAR- (V5M902) (SPEC BACC30M10) (OPT HL79-10 (V73197)) (OPT HL79-10 (V92215)) (OPT 66014-10 (V56878)) (OPT HL79-10 (V56878)) (POST SB 767-27-0080)	Q,R,A J,AK	9
183E	HL82-10APBW		..COLLAR- (V73197) (SPEC BACC30AG10) (OPT HL82-10APBW (V56878)) (OPT HL82-10APBW (V92215))	S-V,A C,AN	2
-183F	HL82-10APBW		..COLLAR- (V73197) (SPEC BACC30AG10) (OPT HL82-10APBW (V56878)) (OPT HL82-10APBW (V92215)) (POST SB 767-27-0080)	Q,R,A J,AK	2
183G	HL82-10APBW		..COLLAR- (V73197) (SPEC BACC30AG10) (OPT HL82-10APBW (V56878)) (OPT HL82-10APBW (V92215)) (PRE SB 767-27-0080)	A,B,E ,F,L, M,Q,R ,AA,A E-AK AP	4
183H	MS15001-1		..FITTING	A,B	1
-183L	MS15001-3		..FITTING	E,F,L ,M,AA ,AE-A H,AP	1
R -183M	MS15001-3		..FITTING- (OPT ITEM 183P)	Q-V,A C,AJ, AK,AN	1
-183N	MS15001-3		DELETED		

**27-51-97**

FIG. & ITEM	PART NO.	AIRLINE PART NUMBER	NOMENCLATURE 1234567	EFF CODE	QTY PER ASSY
R 01- -183P	AS15001-3		..FITTING- (OPT ITEM 183M)	Q-V,A C,AJ, AK,AN	1
184	113T1307-9		DELETED		
-184A	113T1307-9		DELETED		
-184B	113T1307-11		DELETED		
184C	113T1307-16		..LINK ASSY-SUB (USED ON ITEM 150F)	A,B	1
-184D	113T1307-18		..LINK ASSY-SUB (USED ON ITEM 150G)	A,B,E ,F	1
-184E	113T1307-19		..LINK ASSY-SUB (PRE SB 767-27-0080)	L,M,Q ,R,AA ,AE-A K,AP	1
-184F	113T1307-21		..LINK ASSY-SUB	S-V,A C,AN	1
-184G	113T1307-21		..LINK ASSY-SUB (POST SB 767-27-0080)	Q,R,A J,AK	1
185	113T1307-3		DELETED		
185A	113T1307-7		...LINK-SIDE (OPT ITEM 185B) (USED ON ITEM 184C)	A,B	1
-185B	113T1399-1		...LINK-SIDE (OPT ITEM 185A) (USED ON ITEM 184C)	A,B	1
-185C	113T1399-1		...LINK-SIDE (USED ON ITEM 184D) (PRE SB 767-27-0080)	A,B,E ,F,L, M,Q,R ,AA,A E-AK AP	1
-185D	113T1307-23		...LINK-SIDE (OPT ITEM 185E)	S-V,A C,AN	1
-185E	113T1399-5		...LINK-SIDE (OPT ITEM 185D)	S-V,A C,AN	1
-185F	113T1307-23		...LINK-SIDE (OPT ITEM 185G) (POST SB 767-27-0080)	Q,R,A J,AK	1
-185G	113T1399-5		...LINK-SIDE (OPT ITEM 185F) (POST SB 767-27-0080)	Q,R,A J,AK	1

# 27-51-97

 ILLUSTRATED PARTS LIST  
 01.1 Page 1056  
 Mar 01/04


**BOEING**  
 COMPONENT  
 MAINTENANCE MANUAL

FIG. & ITEM	PART NO.	AIRLINE PART NUMBER	NOMENCLATURE 1234567	EFF CODE	QTY PER ASSY
01- 190 190A	113T1307-4 113T1307-8		DELETED DELETED		
195	HL10VAZ10-10		ATTACHING PARTS ...BOLT- (V60516) (SPEC BACB30MY10K10) (OPT B30MY10K10 (V97928)) (PRE SB 767-27-0080)	A,B,E ,F,L, M,Q,R ,AA,A E-AK AP	11
200	HL79-10		...COLLAR- (V5M902) (SPEC BACC30M10) (OPT HL79-10 (V73197)) (OPT HL79-10 (V92215)) (OPT 66014-10 (V56878)) (OPT HL79-10 (V56878)) (PRE SB 767-27-0080)	A,B,E ,F,L, M,Q,R ,AA,A E-AK AP	7
202 202A	BACC30AG HL82-10APBW		DELETED ...COLLAR- (V73197) (SPEC BACC30AG10) (OPT HL82-10APBW (V56878)) (OPT HL82-10APBW (V92215)) (PRE SB 767-27-0080)	A,B,E ,F,L, M,Q,R ,AA,A E-AK AP	4

27-51-97

ILLUSTRATED PARTS LIST

01.1

Page 1057

Mar 01/04

FIG. & ITEM	PART NO.	AIRLINE PART NUMBER	NOMENCLATURE 1234567	EFF CODE	QTY PER ASSY
01-203	HL10VAZ10-10		...BOLT- (V60516) (SPEC BACB30MY10K10) (OPT B30MY10K10 (V97928))	S-V,A C,AN	6
-203A	HL10VAZ10-10		...BOLT- (V60516) (SPEC BACB30MY10K10) (OPT B30MY10K10 (V97928)) (POST SB 767-27-0080)	Q,R,A J,AK	6
204	HL10VAZ10-9		...BOLT- (V60516) (SPEC BACB30MY10K9) (OPT B30MY10K9 (V97928))	S-V,A C,AN	3
-204A	HL10VAZ10-9		...BOLT- (V60516) (SPEC BACB30MY10K9) (OPT B30MY10K9 (V97928)) (POST SB 767-27-0080) -----*-----	Q,R,A J,AK	3

# 27-51-97

 ILLUSTRATED PARTS LIST  
 01.1 Page 1058  
 Mar 01/04

**BOEING**  
 COMPONENT  
 MAINTENANCE MANUAL

FIG. & ITEM	PART NO.	AIRLINE PART NUMBER	NOMENCLATURE 1234567	EFF CODE	QTY PER ASSY
01-205	MS15001-1		DELETED		
205A	HL79-10		ATTACHING PARTS ...COLLAR- (V5M902) (SPEC BACC30M10) (OPT HL79-10 (V73197)) (OPT HL79-10 (V92215)) (OPT 66014-10 (V56878)) (OPT HL79-10 (V56878))	S-V,A C,AN	9
-205B	HL79-10		...COLLAR- (V5M902) (SPEC BACC30M10) (OPT HL79-10 (V73197)) (OPT HL79-10 (V92215)) (OPT 66014-10 (V56878)) (OPT HL79-10 (V56878)) (POST SB 767-27-0080)	Q,R,A J,AK	9
206	HL10VAZ10-15		...BOLT- (V60516) (SPEC BACB30MY10K15) (OPT B30MY10K15 (V97928))	S-V,A C,AN	1
-206A	HL10VAZ10-15		...BOLT- (V60516) (SPEC BACB30MY10K15) (OPT B30MY10K15 (V97928)) (POST SB 767-27-0080)	Q,R,A J,AK	1

**27-51-97**

ILLUSTRATED PARTS LIST  
 01.1 Page 1059  
 Mar 01/04



FIG. & ITEM	PART NO.	AIRLINE PART NUMBER	NOMENCLATURE 1234567	EFF CODE	QTY PER ASSY
01-207	HL10VAZ10-13		...BOLT- (V60516) (SPEC BACB30MY10K13) (OPT B30MY10K13 (V97928))	S-V,A C,AN	1
-207A	HL10VAZ10-13		...BOLT- (V60516) (SPEC BACB30MY10K13) (OPT B30MY10K13 (V97928)) (POST SB 767-27-0080)	Q,R,A J,AK	1
208	HL82-10APBW		...COLLAR- (V73197) (SPEC BACC30AG10) (OPT HL82-10APBW (V56878)) (OPT HL82-10APBW (V92215))	S-V,A C,AN	2
-208A	HL82-10APBW		...COLLAR- (V73197) (SPEC BACC30AG10) (OPT HL82-10APBW (V56878)) (OPT HL82-10APBW (V92215)) (POST SB 767-27-0080) -----*-----	Q,R,A J,AK	2
210	113T1307-2		DELETED		
210A	113T1307-6		...LINK-CTR	A,B,E F	1
-210B	113T1307-17		...LINK-CTR (PRE SB 767-27-0080)	L,M,Q R,AA AE-A K,AP	1
-210C	113T1307-22		...LINK-CTR	S-V,A C,AN	1
-210D	113T1307-22		...LINK-CTR (POST SB 767-27-0080)	Q,R,A J,AK	1

# 27-51-97

 ILLUSTRATED PARTS LIST  
 01.1 Page 1060  
 Mar 01/04

**BOEING**  
 COMPONENT  
 MAINTENANCE MANUAL

FIG. & ITEM	PART NO.	AIRLINE PART NUMBER	NOMENCLATURE 1234567	EFF CODE	QTY PER ASSY
01-215	MS24665-376		.PIN-COTTER	A,B,E ,F,L, M,Q-V ,AA AE-AK ,AP	1
220	113T1264-8		.PIN-INNER (OPT ITEM 220A)	A,B,E ,F,L, M,Q-V ,AA AE-AK ,AP	1
-220A	113T1264-43		.PIN-INNER (OPT ITEM 220)	A,B,E ,F,L, M,Q-V ,AA AE-AK ,AP	1
R -220B	113T1264-43		.PIN-INNER	AC,AN	1
225	113T1254-24		.WASHER	A,B,E ,F,L, M,Q-V ,AA,A C AE-AK ,AN,A P	1
230	BACN10JD110ASU		.NUT	A,B,E ,F,L, M,Q-V ,AA,A C AE-AK ,AN,A P	1

**27-51-97**

ILLUSTRATED PARTS LIST  
 01.1 Page 1061  
 Mar 01/04

FIG. & ITEM	PART NO.	AIRLINE PART NUMBER	NOMENCLATURE 1234567	EFF CODE	QTY PER ASSY
01-235	113T1263-12		.PIN-OUTER	A,B,E ,F,L, M,Q-V ,AA,A C AE-AK ,AN,A P	1
240	113T1254-18		.WASHER	A,B,E ,F,L, M,Q-V ,AA,A C AE-AK ,AN,A P	1
245	113T1262-2		.NUT	A,B,E ,F,L, M,Q-V ,AA,A C AE-AK ,AN,A P	1
250	113T1301-1		.BEAM ASSY-(9-10) SUPT NO. 1	A,B,E ,F,L, M,Q-V ,AA,A C AE-AK ,AN,A P	1

**27-51-97**

 ILLUSTRATED PARTS LIST  
 01.1 Page 1062  
 Mar 01/04

**BOEING**  
 COMPONENT  
 MAINTENANCE MANUAL

FIG. & ITEM	PART NO.	AIRLINE PART NUMBER	NOMENCLATURE	EFF CODE	QTY PER ASSY
			1234567		
01-255	113T1362-2		..RETAINER	A,B,E F,L M,Q-V AA,A C AE-AK AN,A P	1
260	113T1362-1		..RETAINER	A,B,E F,L M,Q-V AA,A C AE-AK AN,A P	1
			ATTACHING PARTS		
265	BACB30LR3P20		DELETED		
265A	BACB30LR3PU3		DELETED		
265B	BACB30LR3P13		DELETED		
265C	BACB30LR3P14		DELETED		
R 265D	BACB30LH3P14		..BOLT	A,B,E F,L M,Q-V AA,A C AE-AK AN,A P	6
270	113T1256-1		..SEAL	A,B,E F,L M,Q-V AA,A C AE-AK AN,A P	2

**27-51-97**

ILLUSTRATED PARTS LIST  
 01.1 Page 1063  
 Mar 01/04

FIG. & ITEM	PART NO.	AIRLINE PART NUMBER	NOMENCLATURE 1234567	EFF CODE	QTY PER ASSY
01-					
275	60B00180-232		DELETED		
275A	ASB21-101		DELETED		
275B	ABS21-101		DELETED		
275C	HSP21-102		DELETED		
275D	BLP21F232		..BEARING- (V16746) (SPEC 60B00180-232) (OPT ABS21-101 (VS0352)) (OPT LHCB21BA (V73134)) (OPT HSP21-102 (V02758))	A,B,E ,F,L, M,Q-V ,AA,A C AE-AK ,AN,A P	1
280	113T1347-16		..BUSHING	A,B,E ,F,L, M,Q-V ,AA,A C AE-AK ,AN,A P	2
285	113T1347-7		..BUSHING	A,B,E ,F,L, M,Q-V ,AA,A C AE-AK ,AN,A P	2

# 27-51-97

 ILLUSTRATED PARTS LIST  
 01.1 Page 1064  
 Mar 01/04

 **BOEING**  
**COMPONENT  
 MAINTENANCE MANUAL**

FIG. & ITEM	PART NO.	AIRLINE PART NUMBER	NOMENCLATURE 1234567	EFF CODE	QTY PER ASSY
01-290	113T1301-3		..ELEMENT-OUTER	A,B,E ,F,L, M,Q-V ,AA,A C AE-AK ,AN,A P	1
295	113T1301-4		..ELEMENT-OUTER	A,B,E ,F,L, M,Q-V ,AA,A C AE-AK ,AN,A P	1
300	HL1012AZ12-16		..BOLT- (VOPTK6) (SPEC BACB30NX12K16) (OPT HL12VAZ12-16 (VOPTK6)) (OPT HL12VAZ12-16 (V60516)) (OPT HL12VAZ12-16 (V73197)) (OPT HL12VAZ12-16 (V73197)) (OPT HL12VAZ12-16 (V56878)) (OPT HL1012AZ12-16 (V06725)) (OPT L802-12K16 (V06725)) (OPT HL1012AZ12-16 (V17446)) (OPT HL1012AZ12-16 (V56878)) (OPT HL1012AZ12-16 (V60516)) (OPT HL1012AZ12-16 (V73197)) (OPT HL1012AZ12-16 (V97928))	A,B,E ,F,L, M,Q-V ,AA,A C AE-AK ,AN,A P	2

**27-51-97**

ILLUSTRATED PARTS LIST  
 01.1 Page 1065  
 Mar 01/04

FIG. & ITEM	PART NO.	AIRLINE PART NUMBER	NOMENCLATURE	EFF CODE	QTY PER ASSY
01-305 305A	HL12VAZ12-31 HL1012AZ12-33		1234567  DELETED ..BOLT- (VOPTK6) (SPEC BACB30NX12K33) (OPT HL12VAZ12-33 (V73197)) (OPT HL12VAZ12-33 (V92215)) (OPT HL12VAZ12-33 (V97928)) (OPT L802-12K33 (V06725)) (OPT HL12VAZ12-33 (V56878)) (OPT HL1012AZ12-33 (V06725)) (OPT HL1012AZ12-33 (V06950)) (OPT HL1012AZ12-33 (V17446)) (OPT HL1012AZ12-33 (V56878)) (OPT HL1012AZ12-33 (V60516)) (OPT HL1012AZ12-33 (V73197)) (OPT HL1012AZ12-33 (V97928))	A,B,E ,F,L, M,Q-V ,AA,A C AE-AK ,AN,A P	2

**27-51-97**

 ILLUSTRATED PARTS LIST  
 01.1 Page 1066  
 Mar 01/04


**BOEING**  
 COMPONENT  
 MAINTENANCE MANUAL

FIG. & ITEM	PART NO.	AIRLINE PART NUMBER	NOMENCLATURE 1234567	EFF CODE	QTY PER ASSY
01-310	HL1012AZ12-9		..BOLT- (VOPTK6) (SPEC BACB30NX12K9) (OPT HL12VAZ12-9 (V73197)) (OPT HL12VAZ12-9 (V92215)) (OPT HL12VAZ12-9 (V97928)) (OPT L802-12K9 (V06725)) (OPT HL12VAZ12-9 (V56878)) (OPT HL1012AZ12-9 (V06725)) (OPT HL1012AZ12-9 (V06950)) (OPT HL1012AZ12-9 (V17446)) (OPT HL1012AZ12-9 (V56878)) (OPT HL1012AZ12-9 (V60516)) (OPT HL1012AZ12-9 (V73197)) (OPT HL1012AZ12-9 (V97928))	A,B,E ,F,L, M,Q-V ,AA,A C AE-AK ,AN,A P	4
315	HL13VAZ12-15		..BOLT- (V56878) (SPEC BACB30NY12K15) (OPT HL13VAZ12-15 (V73197)) (OPT HL13VAZ12-15 (V92215)) (OPT HL13VAZ12-15 (V97928)) (OPT L801-12K15 (V06725)) (OPT HL13VAZ12-15 (V08524)) (OPT HL13V15 (V06725)) (OPT L801-12K15 (VOPTK6))	A,B,E ,F,L, M,Q-V ,AA,A C AE-AK ,AN,A P	4
315A	HL13VAZ12-13		DELETED		

27-51-97

ILLUSTRATED PARTS LIST

01.1

Page 1067

Mar 01/04



FIG. & ITEM	PART NO.	AIRLINE PART NUMBER	NOMENCLATURE 1234567	EFF CODE	QTY PER ASSY
01-320	HL10VAZ10-9		..BOLT- (V60516) (SPEC BACB30MY10K9) (OPT B30MY10K9 (V97928))	A,B,E ,F,L, M,Q-V ,AA,A C AE-AK ,AN,A P	4
325	HL10VAZ8-6		..BOLT- (V60516) (SPEC BACB30MY8K6) (OPT B30MY8K6 (V97928))	A,B,E ,F,L, M,Q-V ,AA,A C AE-AK ,AN,A P	4
330 330A	HL1187DU12 HL1087DU12		DELETED ..COLLAR- (V9N513) (SPEC BACC30BH12S) (OPT HL1087DU12 (V73197)) (OPT HL1087DU12 (V92215)) (OPT HL1087DU12 (V56878))	A,B,E ,F,L, M,Q-V ,AA,A C AE-AK ,AN,A P	12
335	HL97DU10		..COLLAR- (V5M902) (SPEC BACC30AB10S) (OPT HL97DU10 (V92215)) (OPT HL97DU10 (V56878))	A,B,E ,F,L, M,Q-V ,AA,A C AE-AK ,AN,A P	4
340	HL97DU8		..COLLAR- (V73197) (SPEC BACC30AB8S) (OPT HL97DU8 (V92215)) (OPT HL97DU8 (V56878))	A,B,E ,F,L, M,Q-V ,AA,A C AE-AK ,AN,A P	4
			-----*		

# 27-51-97

ILLUSTRATED PARTS LIST

01.1 Page 1068

Mar 01/04


**BOEING**  
 COMPONENT  
 MAINTENANCE MANUAL

FIG. & ITEM	PART NO.	AIRLINE PART NUMBER	NOMENCLATURE 1234567	EFF CODE	QTY PER ASSY
01-345	MS15004-1		..FITTING	A,B,E ,F,L, M,Q-V ,AA,A C AE-AK ,AN,A P	1
350	113T1301-5		..ELEMENT-INNER	A,B,E ,F,L, M,Q-V ,AA,A C AE-AK ,AN,A P	1
355	MS24665-374		.PIN-COTTER	A,B,E ,F,L, M,Q-V ,AA AE-AK ,AP	1
R -355A	BACP18BC04A12P		.PIN-COTTER	AC,AN	1
360	113T1264-12		.PIN-INNER (OPT ITEM 360A)	A,B,E ,F,L, M,Q-V ,AA	1
-360A	113T1264-46		.PIN-INNER (OPT ITEM 360)	A,B,E ,F,L, M,Q-V ,AA AE-AK ,AP	1
R -360B	113T1264-46		.PIN-INNER	AC,AN	1

27-51-97

ILLUSTRATED PARTS LIST

01.1

Page 1069

Mar 01/04

FIG. & ITEM	PART NO.	AIRLINE PART NUMBER	NOMENCLATURE 1234567	EFF CODE	QTY PER ASSY
01-365	113T1254-13		.WASHER	A,B,E ,F,L, M,Q-V ,AA,A C AE-AK ,AN,A P	AR
370	BACN10JD112ASU		.NUT	A,B,E ,F,L, M,Q-V ,AA,A C AE-AK ,AN,A P	1
375	113T1263-16		.PIN-OUTER	A,B,E ,F,L, M,Q-V ,AA,A C AE-AK ,AN,A P	1
380	113T1254-9		.WASHER	A,B,E ,F,L, M,Q-V ,AA,A C AE-AK ,AN,A P	1

# 27-51-97

 ILLUSTRATED PARTS LIST  
 01.1 Page 1070  
 Mar 01/04


**BOEING**  
 COMPONENT  
 MAINTENANCE MANUAL

FIG. & ITEM	PART NO.	AIRLINE PART NUMBER	NOMENCLATURE 1234567	EFF CODE	QTY PER ASSY
01-385	113T1262-3		.NUT	A,B,E ,F,L, M,Q-V ,AA,A C AE-AK ,AN,A P	1
390	113T1319-1		DELETED		
390A	113T1319-3		.LINK ASSY-(2-8)	A,B,E ,F,L, M,Q-V ,AA AE-AK ,AP	2
R -390B	113T1319-3		.LINK ASSY-(2-8) (OPT ITEM 390C)	AC,AN	2
R -390C	113T1319-5		.LINK ASSY-(2-8) (OPT ITEM 390B)	AC,AN	2
395	113T1362-16		..RETAINER-BRG (OPT ITEM 395B)	A,B,E ,F,L, M,Q-V ,AA AE-AK ,AP	2
-395A	113T1362-33		DELETED		
-395B	113T1362-32		..RETAINER-BRG (OPT ITEM 395)	A,B,E ,F,L, M,Q-V ,AA AE-AK ,AP	2
R -395C	113T1362-16		..RETAINER-BRG	AC,AN	2
400	113T1362-17		DELETED		

27-51-97

ILLUSTRATED PARTS LIST

01.1

Page 1071

Mar 01/04

FIG. & ITEM	PART NO.	AIRLINE PART NUMBER	NOMENCLATURE 1234567	EFF CODE	QTY PER ASSY
01-400A	113T1362-24		..RETAINER-BRG (OPT ITEM 400C)	A,B,E ,F,L, M,Q-V ,AA,A C AE-AK ,AN,A P	2
-400B	113T1362-32		DELETED		
-400C	113T1362-33		..RETAINER-BRG (OPT ITEM 400A)	A,B,E ,F,L, M,Q-V ,AA,A C AE-AK ,AN,A P	2
405	BACB30LJ4HSU16		ATTACHING PARTS DELETED		
405A	BACB30LJ4HSU10		..BOLT  -----*-----	A,B,E ,F,L,  M,Q-V ,AA,A C AE-AK ,AN,A P	6
407	AN960XC416		..WASHER	A,B,E ,F,L, M,Q-V ,AA,A C AE-AK ,AN,A P	2
410	113T1256-22		..SEAL	A,B,E ,F,L, M,Q-V ,AA,A C AE-AK ,AN,A P	4
415	60B00180-230		DELETED		

27-51-97

 ILLUSTRATED PARTS LIST  
 01.1 Page 1072  
 Mar 01/04

**BOEING**  
 COMPONENT  
 MAINTENANCE MANUAL

FIG. & ITEM	PART NO.	AIRLINE PART NUMBER	NOMENCLATURE 1234567	EFF CODE	QTY PER ASSY
01- 415A 415B	LHCB24BA ASSB24-101		DELETED ..BEARING- (V15860) (SPEC 60B00180-230) (OPT ASB24-101 (VS0352)) (OPT LHCB24BA (V73134))	A,B,E ,F,L, M,Q-V ,AA,A C AE-AK ,AN,A P	2
420	MS15004-1		..FITTING	A,B,E ,F,L, M,Q-V ,AA AE-AK ,AP	2
R -420A	MS15004-1		..FITTING- (OPT ITEM 420B)	AC,AN	2
R -420B	AS15004-1		..FITTING- (OPT ITEM 420A)	AC,AN	2
425 425A	113T1319-2 113T1319-4		DELETED ..LINK- (USED ON ITEMS 390A, 390B)	A,B,E ,F,L, M,Q-V ,AA,A C AE-AK ,AN,A P	1
R -425B	113T1319-6		..LINK- (USED ON ITEM 390C)	AC,AN	1
430	MS24665-374		.PIN-COTTER	A,B,E ,F,L, M,Q-V ,AA AE-AK ,AP	1
R -430A	BACP18BC04A12P		.PIN-COTTER	AC,AN	1

**27-51-97**

FIG. & ITEM	PART NO.	AIRLINE PART NUMBER	NOMENCLATURE 1234567	EFF CODE	QTY PER ASSY
01-435	113T1264-8		.PIN-INNER (OPT ITEM 435A)	A,B,E ,F,L, M,Q-V ,AA AE-AK ,AP	1
-435A	113T1264-43		.PIN-INNER (OPT ITEM 435)	A,B,E ,F,L, M,Q-V ,AA AE-AK ,AP	1
R -435B 440	113T1264-43 113T1254-24		.PIN-INNER .WASHER	AC,AN A,B,E ,F,L, M,Q-V ,AA,A C AE-AK ,AN,A P	1 AR
445	BACN10JD110ASU		.NUT	A,B,E ,F,L, M,Q-V ,AA,A C AE-AK ,AN,A P	1

**27-51-97**

 ILLUSTRATED PARTS LIST  
 01.1 Page 1074  
 Mar 01/04

**BOEING**  
 COMPONENT  
 MAINTENANCE MANUAL

FIG. & ITEM	PART NO.	AIRLINE PART NUMBER	NOMENCLATURE 1234567	EFF CODE	QTY PER ASSY
01-450	113T1263-12		.PIN-OUTER	A,B,E ,F,L, M,Q-V ,AA,A C AE-AK ,AN,A P	1
455	113T1254-18		.WASHER	A,B,E ,F,L, M,Q-V ,AA,A C AE-AK ,AN,A P	1
460	BACW10BP22PTU		.WASHER	A,B,E ,F,L, M,Q-V ,AA,A C AE-AK ,AN,A P	AR
465	113T1262-2		.NUT	A,B,E ,F,L, M,Q-V ,AA,A C AE-AK ,AN,A P	1

**27-51-97**

ILLUSTRATED PARTS LIST  
 01.1 Page 1075  
 Mar 01/04



FIG. & ITEM	PART NO.	AIRLINE PART NUMBER	NOMENCLATURE 1234567	EFF CODE	QTY PER ASSY
01-470	113T1321-1		.LINK ASSY-(3-10) (PRE SB 767-27-0196)	A,B	1
-470A	113T1321-5		DELETED		
-470B	113T1321-8		.LINK ASSY-(3-10) (PRE SB 767-27-0196)	E,F,L ,M, Q-V,A A,A E-AK AP	1
R -470C	113T1321-8		.LINK ASSY-(3-10) (PRE SB 767-27-0196) (OPT ITEM 470D)	AC,AN	1
R -470D	113T1321-12		.LINK ASSY-(3-10) (PRE SB 767-27-0196) (OPT ITEM 470C)	AC,AN	1
-470E	113T1321-1		.LINK ASSY-(3-10) (POST SB 767-27-0196) (OPT ITEM 470J)	A,B	1
-470F	113T1321-8		.LINK ASSY-(3-10) (POST SB 767-27-0196) (OPT ITEM 470J)	E,F,L ,M, Q-V,A A,A E-AK AP	1
R -470G	113T1321-8		.LINK ASSY-(3-10) (POST SB 767-27-0196) (OPT ITEMS 470H,470J)	AC,AN	1
R -470H	113T1321-12		.LINK ASSY-(3-10) (POST SB 767-27-0196) (OPT ITEMS 470G,470J)	AC,AN	1

# 27-51-97

 ILLUSTRATED PARTS LIST  
 01.1 Page 1076  
 Nov 01/05


**BOEING**  
 COMPONENT  
 MAINTENANCE MANUAL

FIG. & ITEM	PART NO.	AIRLINE PART NUMBER	NOMENCLATURE 1234567	EFF CODE	QTY PER ASSY
01- -470J	113T1321-13		.LINK ASSY-(3-10) (POST SB 767-27-0196) (OPT ITEMS 470E,470F, 470G,470H)	A,B,E ,F,L, M,Q-V ,AA,A C AE-AK ,AN,A P	1  1
475	113T1362-6		..RETAINER-BRG (USED ON ITEMS 470,470B, 470C,470E,470F,470G)	A,B,E ,F,L, M,Q-V ,AA,A C AE-AK ,AN,A P	2
R -475A	113T1362-38		..RETAINER-BRG (USED ON ITEMS 470D, 470H,470J)	AC,AN	2
480	113T1362-5		..RETAINER-BRG (USED ON ITEMS 470,470B, 470C,470E,470F,470G)	A,B,E ,F,L, M,Q-V ,AA,A C AE-AK ,AN,A P	2
R -480A	113T1362-37		..RETAINER-BRG (USED ON ITEMS 470D, 470H,470J) ATTACHING PARTS	AC,AN	2

27-51-97

ILLUSTRATED PARTS LIST

01.1

Page 1077

Nov 01/05

FIG. & ITEM	PART NO.	AIRLINE PART NUMBER	NOMENCLATURE	EFF CODE	QTY PER ASSY
			1234567		
01-485 485A	BACB30LJ4H24 BACB30LJ4H20		DELETED ..BOLT- (USED ON ITEMS 470,470B, 470C)	A,B,E ,F,L, M,Q-V ,AA,A C AE-AK ,AN,A P	6
R -485B	BACB30LJ4HSU20		..BOLT- (USED ON ITEMS 470D, 470H,470J) -----*	AC,AN	6
490	113T1256-4		..SEAL	A,B,E ,F,L, M,Q-V ,AA,A C AE-AK ,AN,A P	4
495 495A 495B 495C	60B00180-231 LHCB22BA BLN22-2021 NC22-1		DELETED DELETED DELETED ..BEARING- (V56644) (SPEC 60B00180-231) (OPT ASB22-101 (VS0352)) (OPT LHCB22BA (V73134)) (OPT BLN22-2021 (V81376)) (OPT BLP22F231 (V16746)) (OPT HSP22-109 (V02758)) (USED ON ITEMS 470,470B, 470C,470D) (PRE SB 767-27-0196)	A,B,E ,F,L, M,Q-V ,AA,A C AE-AK ,AN,A P	2

**27-51-97**

 ILLUSTRATED PARTS LIST  
 01.1 Page 1078  
 Nov 01/05

**BOEING**  
 COMPONENT  
 MAINTENANCE MANUAL

FIG. & ITEM	PART NO.	AIRLINE PART NUMBER	NOMENCLATURE 1234567	EFF CODE	QTY PER ASSY
01- -495D	BACB10JA22- ABCJ01		..BEARING- (USED ON ITEMS 470E, 470F,470G,470H) (POST SB 767-27-0196)	A,B,E ,F,L, M,Q-V ,AA,A C AE-AK ,AN,A P	2
-495E	BACB10JA22- ABCJ01		..BEARING- (USED ON ITEM 470J)	A,B,E ,F,L, M,Q-V ,AA,A C AE-AK ,AN,A P	2
500	MS15001-1		..FITTING- (USED ON ITEMS 470,470B, 470C,470E,470F,470G)	A,B,E ,F,L, M,Q-V ,AA,A C AE-AK ,AN,A P	2
R -500A -500B -500C	MS15001-4 MS15001-1 AS15004-1		DELETED DELETED ..FITTING- (VU6153) (OPT ITEM 500D) (USED ON ITEMS 470D, 470H,470J)	A,B,E ,F,L, M,Q-V ,AA,A C AE-AK ,AN,A P	2
-500D	MS15001-1		..FITTING- (OPT ITEM 500C) (USED ON ITEMS 470D, 470H,470J)	A,B,E ,F,L, M,Q-V ,AA,A C AE-AK ,AN,A P	2

**27-51-97**

FIG. & ITEM	PART NO.	AIRLINE PART NUMBER	NOMENCLATURE 1234567	EFF CODE	QTY PER ASSY
01-505	113T1321-2		..BOND ASSY (USED ON ITEMS 470,470E)	A,B	1
-505A	113T1321-7		..BOND ASSY- (USED ON ITEMS 470B, 470C,470F,470G)	E,F,L ,M, Q-V,A A,AC, AE-AK AN,AP	1
510 510A	BACB28U4C116 BACB28U4C111		DELETED ...BUSHING-	A,B,E ,F,L, M,Q-V ,AA,A C AE-AK ,AN,A P	2
515	113T1321-3		...SEGMENT-OUTER	A,B,E ,F,L, M,Q-V ,AA,A C AE-AK ,AN,A P	2
520	113T1321-4		...SEGMENT-CTR (USED ON ITEM 505)	A,B	1
-520A	113T1321-6		...SEGMENT-CTR (USED ON ITEM 505A)	E,F,L ,M, Q-V,A A,AC, AE-AK AN,AP	1

# 27-51-97

 ILLUSTRATED PARTS LIST  
 01.1 Page 1080  
 Nov 01/05


**BOEING**  
 COMPONENT  
 MAINTENANCE MANUAL

FIG. & ITEM	PART NO.	AIRLINE PART NUMBER	NOMENCLATURE 1234567	EFF CODE	QTY PER ASSY
01-522	113T1321-11		..SEGMENT-OUTER (USED ON ITEMS 470D, 470H,470J)	A,B,E ,F,L, M,Q-V ,AA,A C AE-AK ,AN,A P	2
523	113T1321-10		..SEGMENT-CTR (USED ON ITEMS 470D, 470H,470J)	A,B,E ,F,L, M,Q-V ,AA,A C AE-AK ,AN,A P	1
525	113T1313-5		DELETED		
525A	113T1313-7		.FITTING ASSY-(1-3) (OPT ITEM 525B) (PRE SB 767-27-0080)	A,E,Q	1
-525B	113T1313-11		.FITTING ASSY-(1-3) (OPT ITEM 525A) (PRE SB 767-27-0080)	A,E,Q	1
-525C	113T1313-7		DELETED		
-525D	113T1313-11		DELETED		
-525E	113T1313-17		.FITTING ASSY-(1-3)	S	1
-525F	113T1313-23		.FITTING ASSY-(1-3) (VARIABLE) (PRE SB 767-27-0080)	AA,AJ	1
525J	113T1498-1		.FITTING ASSY-(1-3)	L	1
-525K	113T1498-7		.FITTING ASSY-(1-3)	T	1
-525L	113T1498-9		.FITTING ASSY-(1-3) (VARIABLE)	AF	1
-525M	113T1498-7		.FITTING ASSY-(1-3) (POST SB 767-27-0080)	Q,AJ	1
-525N	113T1498-13		.FITTING ASSY-(1-3)	AC,AG	1
-526	113T1313-6		DELETED		
-526A	113T1313-8		.FITTING ASSY-(1-3) (OPT ITEM 526B) (PRE SB 767-27-0080)	B,F,R	1

27-51-97

 ILLUSTRATED PARTS LIST  
 01.1 Page 1080A  
 Nov 01/05

FIG. & ITEM	PART NO.	AIRLINE PART NUMBER	NOMENCLATURE 1234567	EFF CODE	QTY PER ASSY
01- -526B	113T1313-12		.FITTING ASSY-(1-3) (OPT ITEM 526A) (PRE SB 767-27-0080)	B,F,R	1
-526C	113T1313-8		DELETED		
-526D	113T1313-12		DELETED		
-526E	113T1313-18		.FITTING ASSY-(1-3)	U	1
-526F	113T1313-24		.FITTING ASSY-(1-3) (VARIABLE) (PRE SB 767-27-0080)	AE,AK	1
-526J	113T1498-2		.FITTING ASSY-(1-3)	M	1
-526K	113T1498-8		.FITTING ASSY-(1-3)	V	1
-526L	113T1498-10		.FITTING ASSY-(1-3) (VARIABLE)	AH	1
-526M	113T1498-8		.FITTING ASSY-(1-3) (POST SB 767-27-0080)	R,AK	1
-526N	113T1498-14		.FITTING ASSY-(1-3)	AN,AP	1
527	HL10VAZ12-17		..BOLT- (V60516) (SPEC BACB30MY12K17) (OPT B30MY12K17 (V97928))	A,B,E ,F,L, M,Q-V ,AA,A C AE-AK ,AN,A P	1
528	HL79-12		..COLLAR- (V5M902) (SPEC BACC30M12) (OPT HL79-12 (V73197)) (OPT HL79-12 (V92215)) (OPT 66014-12 (V56878)) (OPT HL79-12 (V56878))	A,B,E ,F,L, M,Q-V ,AA,A C AE-AK ,AN,A P	1

27-51-97

 ILLUSTRATED PARTS LIST  
 01.101 Page 1080B  
 Nov 01/05


**BOEING**  
 COMPONENT  
 MAINTENANCE MANUAL

FIG. & ITEM	PART NO.	AIRLINE PART NUMBER	NOMENCLATURE 1234567	EFF CODE	QTY PER ASSY
01-529	113T1829-1		..STUD	A,B,E ,F,L, M,Q-V ,AA,A C AE-AK ,AN,A P	1
530 530A	113T1829-2 113T1829-5		DELETED ..WASHER	A,B,E ,F,L, M,Q-V ,AA,A C AE-AK ,AN,A P	1
531	BACW10BP8ACU		..WASHER	A,B,E ,F,L, M,Q-V ,AA,A C AE-AK ,AN,A P	1
532	H10-8BAC		..NUT- (V15653) (SPEC BACN10JC8) (OPT RMLH9074-8 (V72962)) (OPT BMN4122AD3-8 (V08524)) (OPT RMLH9074-8 (V72962)) (OPT BMN4122AD3-8 (V97928))	A,B,E ,F,L, M,Q-V ,AA,A E,AF AH-AK	1
-532A	H51650-8BAC		..NUT- (V15653) (SPEC BACN10JC8CD) (OPT 102LH9074-8 (V72962)) (OPT 69235-820CD (V92215)) (OPT BMN4122CPD8-8 (V97928))	AC,AG ,AN,A P	1

27-51-97

 ILLUSTRATED PARTS LIST  
 01.101 Page 1080C  
 Nov 01/05



FIG. & ITEM	PART NO.	AIRLINE PART NUMBER	NOMENCLATURE 1234567	EFF CODE	QTY PER ASSY
01-533 533A	BACB28AP08-094 BACB28AP08P094		DELETED ..BUSHING	A,B,E ,F,L, M,Q-V ,AA,A C AE-AK ,AN,A P	1
534	113T1347-20		..BUSHING	A,B,E ,F,L, M,Q-V ,AA,A C AE-AK ,AN,A P	2
535	113T1347-19		..BUSHING	A,B,E ,F,L, M,Q-V ,AA,A C AE-AK ,AN,A P	2
540	113T1347-17		..BUSHING	A,B,E ,F,L, M,Q-V ,AA,A C AE-AK ,AN,A P	2

# 27-51-97

 ILLUSTRATED PARTS LIST  
 01.101 Page 1080D  
 Nov 01/05

**BOEING**  
 COMPONENT  
 MAINTENANCE MANUAL

FIG. & ITEM	PART NO.	AIRLINE PART NUMBER	NOMENCLATURE 1234567	EFF CODE	QTY PER ASSY
01-545	113T1347-18		..BUSHING	A,B,E F,L M,Q-V AA,A C AE-AK AN,A P	2
545G	HL10VAZ10-11		..BOLT- (V60516) (SPEC BACB30MY10K11) (OPT B30MY10K11 (V97928))	L,M,T V,AA AC,A E-AH, AN,AP	8
-545H	HL10VAZ10-11		..BOLT- (V60516) (SPEC BACB30MY10K11) (OPT B30MY10K11 (V97928)) (POST SB 767-27-0080)	Q,R,A J,AK	8
545R	HL10VAZ10-8		..BOLT- (V60516) (SPEC BACB30MY10K8) (OPT B30MY10K8 (V97928))	L,M,T V,AA AC,A E-AH, AN,AP	20
-545S	HL10VAZ10-8		..BOLT- (V60516) (SPEC BACB30MY10K8) (OPT B30MY10K8 (V97928)) (POST SB 767-27-0080)	Q,R,A J,AK	20

**27-51-97**

ILLUSTRATED PARTS LIST  
 01.101 Page 1080E  
 Nov 01/05

FIG. & ITEM	PART NO.	AIRLINE PART NUMBER	NOMENCLATURE	EFF CODE	QTY PER ASSY
01-546	HL11VAZ12-23		1234567  ..BOLT- (V60516) (SPEC BACB30NW12K23) (OPT B30NW12K23 (V97928)) (OPT HL11VAZ12-23 (V73197)) (OPT HL11VAZ12-23 (V92215)) (OPT HL11VAZ12-23 (V97928)) (OPT L803-12K23 (V06725)) (OPT HL11VAZ12-23 (V0PTK6)) (OPT HL11VAZ12-23 (V56878))	L,M,T ,V,AA ,AC,A E-AH, AN,AP	4

# 27-51-97

 ILLUSTRATED PARTS LIST  
 01.101 Page 1080F  
 Nov 01/05


**BOEING**  
 COMPONENT  
 MAINTENANCE MANUAL

FIG. & ITEM	PART NO.	AIRLINE PART NUMBER	NOMENCLATURE 1234567	EFF CODE	QTY PER ASSY
01- -546A	HL11VAZ12-23		..BOLT- (V60516) (SPEC BACB30NW12K23) (OPT B30NW12K23 (V97928)) (OPT HL11VAZ12-23 (V73197)) (OPT HL11VAZ12-23 (V92215)) (OPT HL11VAZ12-23 (V97928)) (OPT L803-12K23 (V06725)) (OPT HL11VAZ12-23 (V0PTK6)) (OPT HL11VAZ12-23 (V56878)) (POST SB 767-27-0080)	Q,R,A J,AK	4
546G	HL10VAZ12-12		..BOLT- (V60516) (SPEC BACB30MY12K12) (OPT B30MY12K12 (V97928))	L,M,T V,AA AC,A E-AH, AN,AP	4
-546H	HL10VAZ12-12		..BOLT- (V60516) (SPEC BACB30MY12K12) (OPT B30MY12K12 (V97928)) (POST SB 767-27-0080)	Q,R,A J,AK	4
546R	HL10VAZ12-10		..BOLT- (V60516) (SPEC BACB30MY12K10) (OPT B30MY12K10 (V97928))	L,M,T V,AA AC,A E-AH, AN,AP	2
-546S	HL10VAZ12-10		..BOLT- (V60516) (SPEC BACB30MY12K10) (OPT B30MY12K10 (V97928)) (POST SB 767-27-0080)	Q,R,A J,AK	2

27-51-97

 ILLUSTRATED PARTS LIST  
 01.101 Page 1080G  
 Nov 01/05

FIG. & ITEM	PART NO.	AIRLINE PART NUMBER	NOMENCLATURE 1234567	EFF CODE	QTY PER ASSY
01-547	HL11VAZ12-8		..BOLT- (V60516) (SPEC BACB30NW12K8) (OPT B30NW12K8 (V97928)) (OPT HL11VAZ12-8 (V73197)) (OPT HL11VAZ12-8 (V92215)) (OPT HL11VAZ12-8 (V97928)) (OPT L803-12K8 (V06725)) (OPT HL11VAZ12-8 (V0PTK6)) (OPT HL11VAZ12-8 (V56878))	L,M,T V,AA AC,A E-AH, AN,AP	2
-547A	HL11VAZ12-8		..BOLT- (V60516) (SPEC BACB30NW12K8) (OPT B30NW12K8 (V97928)) (OPT HL11VAZ12-8 (V73197)) (OPT HL11VAZ12-8 (V92215)) (OPT HL11VAZ12-8 (V97928)) (OPT L803-12K8 (V06725)) (OPT HL11VAZ12-8 (V0PTK6)) (OPT HL11VAZ12-8 (V56878)) (POST SB 767-27-0080)	Q,R,A J,AK	2

**27-51-97**

 ILLUSTRATED PARTS LIST  
 01.101 Page 1080H  
 Nov 01/05


**BOEING**  
 COMPONENT  
 MAINTENANCE MANUAL

FIG. & ITEM	PART NO.	AIRLINE PART NUMBER	NOMENCLATURE 1234567	EFF CODE	QTY PER ASSY
01-547G	HL79-10		..COLLAR- (V5M902) (SPEC BACC30M10) (OPT HL79-10 (V73197)) (OPT HL79-10 (V92215)) (OPT 66014-10 (V56878)) (OPT HL79-10 (V56878))	L,M,T ,V,AA ,AC,A E-AH, AN,AP	28
-547H	HL79-10		..COLLAR- (V5M902) (SPEC BACC30M10) (OPT HL79-10 (V73197)) (OPT HL79-10 (V92215)) (OPT 66014-10 (V56878)) (OPT HL79-10 (V56878)) (POST SB 767-27-0080)	Q,R,A J,AK	28
549	HL79-12		..COLLAR- (V5M902) (SPEC BACC30M12) (OPT HL79-12 (V73197)) (OPT HL79-12 (V92215)) (OPT 66014-12 (V56878)) (OPT HL79-12 (V56878))	L,M,T ,V,AA ,AC,A E-AH, AN,AP	9

27-51-97

 ILLUSTRATED PARTS LIST  
 01.101 Page 1080I  
 Nov 01/05

FIG. & ITEM	PART NO.	AIRLINE PART NUMBER	NOMENCLATURE 1234567	EFF CODE	QTY PER ASSY
01- -549A	HL79-12		..COLLAR- (V5M902) (SPEC BACC30M12) (OPT HL79-12 (V73197)) (OPT HL79-12 (V92215)) (OPT 66014-12 (V56878)) (OPT HL79-12 (V56878)) (POST SB 767-27-0080)	Q,R,A J,AK	9
549G	HL82-12APBW		..COLLAR- (V5M902) (SPEC BACC30AG12) (OPT HL82-12APBW (V56878)) (OPT HL82-12APBW (V73197))	L,M,T V,AA AC,A E-AH, AN,AP	4
-549H	HL82-12APBW		..COLLAR- (V5M902) (SPEC BACC30AG12) (OPT HL82-12APBW (V56878)) (OPT HL82-12APBW (V73197)) (POST SB 767-27-0080)	Q,R,A J,AK	4
-550	113T1313-3		..STRAP-OUTER (USED ON ITEM 526A) (PRE SB 767-27-0080)	B,F,R	1
-550A	113T1394-3		..STRAP-OUTER (USED ON ITEM 526B) (PRE SB 767-27-0080)	B,F,R AK	1
-550B	113T1313-21		..STRAP-OUTER (OPT ITEM 550D)	U	1
-550C	113T1394-7		DELETED		
-550D	113T1394-5		..STRAP-OUTER (OPT ITEM 550B)	U	1
551	113T1498-5		..STRAP-OUTER	L,M,A F,AH	1
-551A	113T1313-21		..STRAP-OUTER	T,V,A A,AC, AE,AG AN,A P	1

# 27-51-97

 ILLUSTRATED PARTS LIST  
 01.101 Page 1080J  
 Nov 01/05


**BOEING**  
 COMPONENT  
 MAINTENANCE MANUAL

FIG. & ITEM	PART NO.	AIRLINE PART NUMBER	NOMENCLATURE 1234567	EFF CODE	QTY PER ASSY
01- -551B	113T1313-21		..STRAP-OUTER (POST SB 767-27-0080)	Q,R,A J,AK	1
555	113T1313-4		..STRAP-OUTER (USED ON ITEM 525A) (PRE SB 767-27-0080)	A,E,Q	1
-555A	113T1394-4		..STRAP-OUTER (USED ON ITEM 525B) (PRE SB 767-27-0080)	A,E,Q ,AJ	1
-555B	113T1313-22		..STRAP-OUTER (OPT ITEM 555D)	S	1
-555C	113T1394-8		DELETED		
-555D	113T1394-6		..STRAP-OUTER (OPT ITEM 555B)	S	1
556	113T1498-6		..STRAP-OUTER	L,M,A F,AH	1
-556A	113T1313-22		..STRAP-OUTER	T,V,A A,AC, AE,AG ,AN,A P	1
-556B	113T1313-22		..STRAP-OUTER (POST SB 767-27-0080)	Q,R,A J,AK	1
560	HL10VAZ10-11		..BOLT- (V60516) (SPEC BACB30MY10K11) (OPT B30MY10K11 (V97928)) (PRE SB 767-27-0080)	A,B,E ,F, Q-S,U ,AJ,A K	2

27-51-97

 ILLUSTRATED PARTS LIST  
 01.101 Page 1080K  
 Nov 01/05



FIG. & ITEM	PART NO.	AIRLINE PART NUMBER	NOMENCLATURE	EFF CODE	QTY PER ASSY
			1234567		
01-565	HL10VAZ10-10		..BOLT- (V60516) (SPEC BACB30MY10K10) (OPT B30MY10K10 (V97928)) (PRE SB 767-27-0080)	A,B,E ,F, Q-S,U ,AJ,A K	2
570	HL10VAZ10-8		..BOLT- (V60516) (SPEC BACB30MY10K8) (OPT B30MY10K8 (V97928)) (PRE SB 767-27-0080)	A,B,E ,F, Q-S,U ,AJ,A K	10
573	HL10VAZ12-10		-----*----- DELETED		
			ATTACHING PARTS		
575	HL11VAZ12-23		..BOLT- (V60516) (SPEC BACB30NW12K23) (OPT B30NW12K23 (V97928)) (OPT HL11VAZ12-23 (V73197)) (OPT HL11VAZ12-23 (V92215)) (OPT HL11VAZ12-23 (V97928)) (OPT L803-12K23 (V06725)) (OPT HL11VAZ12-23 (V0PTK6)) (OPT HL11VAZ12-23 (V56878)) (PRE SB 767-27-0080)	A,B,E ,F, Q-S,U ,AJ,A K	2

27-51-97

 ILLUSTRATED PARTS LIST  
 01.101 Page 1080L  
 Nov 01/05

**BOEING**  
 COMPONENT  
 MAINTENANCE MANUAL

FIG. & ITEM	PART NO.	AIRLINE PART NUMBER	NOMENCLATURE 1234567	EFF CODE	QTY PER ASSY
01-580	HL10VAZ12-12		..BOLT- (V60516) (SPEC BACB30MY12K12) (OPT B30MY12K12 (V97928)) (PRE SB 767-27-0080)	A,B,E ,F, Q-S,U ,AJ,A K	2
581	HL10VAZ12-10		DELETED		
582	HL11VAZ2-10		DELETED		
582A	HL11VAZ12-8		DELETED		
585	HL79-10		..COLLAR- (V5M902) (SPEC BACC30M10) (OPT HL79-10 (V73197)) (OPT HL79-10 (V92215)) (OPT 66014-10 (V56878)) (OPT HL79-10 (V56878)) (PRE SB 767-27-0080)	A,B,E ,F, Q-S,U ,AJ,A K	14
590	HL79-12		..COLLAR- (V5M902) (SPEC BACC30M12) (OPT HL79-12 (V73197)) (OPT HL79-12 (V92215)) (OPT 66014-12 (V56878)) (OPT HL79-12 (V56878)) (PRE SB 767-27-0080)	A,B,E ,F, Q-S,U ,AJ,A K	2

**27-51-97**

ILLUSTRATED PARTS LIST  
 01.101 Page 1080M  
 Nov 01/05

FIG. & ITEM	PART NO.	AIRLINE PART NUMBER	NOMENCLATURE 1234567	EFF CODE	QTY PER ASSY
01-595	HL82-12APBW		..COLLAR- (V5M902) (SPEC BACC30AG12) (OPT HL82-12APBW (V56878)) (OPT HL82-12APBW (V73197)) (PRE SB 767-27-0080) -----*-----	A,B,E ,F, Q-S,U ,AJ,A K	2
600	MS15001-1		..FITTING	A,B,E ,F,L, M,Q-V ,AA AE,AF ,AH-A K	1
-600A	MS15001-1		..FITTING- (POST SB 767-27-0080)	Q,R,A J,AK	1
R -600B	MS15001-1		..FITTING- (OPT ITEM 600C)	AC,AG ,AN-A P	1
R -600C	AS15001-1		..FITTING- (OPT ITEM 600B)	AC,AG ,AN-A P	1
600G	113T1313-15		..FITTING ASSY-SUB (USED ON ITEM 525A) (PRE SB 767-27-0080)	A,E,Q	1
-600H	113T1313-13		..FITTING ASSY-SUB (USED ON ITEM 525B) (PRE SB 767-27-0080)	A,E,Q	1
-600J	113T1313-19		..FITTING ASSY-SUB	S	1
-600K	113T1313-25		..FITTING ASSY-SUB (VARIABLE) (PRE SB 767-27-0080)	AJ	1
-601	113T1313-16		..FITTING ASSY-SUB (USED ON ITEM 526A) (PRE SB 767-27-0080)	B,F,R	1

27-51-97

 ILLUSTRATED PARTS LIST  
 01.101 Page 1080N  
 Nov 01/05


**BOEING**  
 COMPONENT  
 MAINTENANCE MANUAL

FIG. & ITEM	PART NO.	AIRLINE PART NUMBER	NOMENCLATURE 1234567	EFF CODE	QTY PER ASSY
01- -601A	113T1313-14		..FITTING ASSY-SUB (USED ON ITEM 526B) (PRE SB 767-27-0080)	B,F,R	1
-601B	113T1313-20		..FITTING ASSY-SUB	U	1
-601C	113T1313-26		..FITTING ASSY-SUB (VARIABLE) (PRE SB 767-27-0080)	AK	1
601G	113T1313-3		...STRAP-OUTER (USED ON ITEM 600G) (PRE SB 767-27-0080)	A,E,Q	1
-601H	113T1394-3		..STRAP-OUTER (USED ON ITEMS 600H, 600K) (PRE SB 767-27-0080)	A,E,Q ,AJ	1
-601J	113T1313-21		..STRAP-OUTER (OPT ITEM 601Q)	S	1
-601K	113T1394-7		DELETED		
-601L	113T1313-4		...STRAP-OUTER (USED ON ITEM 601) (PRE SB 767-27-0080)	B,F,R	1
-601M	113T1394-4		...STRAP-OUTER (USED ON ITEM 601A) (PRE SB 767-27-0080)	B,F,R ,AK	1
-601N	113T1313-22		..STRAP-OUTER (OPT ITEM 601R)	U	1
-601P	113T1394-8		DELETED		
-601Q	113T1394-5		..STRAP-OUTER (OPT ITEM 601J)	S	1
-601R	113T1394-6		..STRAP-OUTER (OPT ITEM 601N)	U	1
602	HL10VAZ10-11		ATTACHING PARTS ..BOLT- (V60516) (SPEC BACB30MY10K11) (OPT B30MY10K11 (V97928)) (PRE SB 767-27-0080)	A,B,E ,F, Q-S,U ,AJ,A K	2

27-51-97

 ILLUSTRATED PARTS LIST  
 01.101 Page 10800  
 Nov 01/05

FIG. & ITEM	PART NO.	AIRLINE PART NUMBER	NOMENCLATURE 1234567	EFF CODE	QTY PER ASSY
01-602G	HL10VAZ10-10		..BOLT- (V60516) (SPEC BACB30MY10K10) (OPT B30MY10K10 (V97928)) (PRE SB 767-27-0080)	A,B,E ,F, Q-S,U ,AJ,A K	2
602L	HL10VAZ10-8		..BOLT- (V60516) (SPEC BACB30MY10K8) (OPT B30MY10K8 (V97928)) (PRE SB 767-27-0080)	A,B,E ,F, Q-S,U ,AJ,A K	10
602S	HL10VAZ12-10		..BOLT- (V60516) (SPEC BACB30MY12K10) (OPT B30MY12K10 (V97928)) (PRE SB 767-27-0080)	A,B,E ,F, Q-S,U ,AJ,A K	1
603	HL11VAZ12-23		..BOLT- (V60516) (SPEC BACB30NW12K23) (OPT B30NW12K23 (V97928)) (OPT HL11VAZ12-23 (V73197)) (OPT HL11VAZ12-23 (V92215)) (OPT HL11VAZ12-23 (V97928)) (OPT L803-12K23 (V06725)) (OPT HL11VAZ12-23 (V0PTK6)) (OPT HL11VAZ12-23 (V56878)) (PRE SB 767-27-0080)	A,B,E ,F, Q-S,U ,AJ,A K	2
603G	HL10VAZ12-12		..BOLT- (V60516) (SPEC BACB30MY12K12) (OPT B30MY12K12 (V97928)) (PRE SB 767-27-0080)	A,B,E ,F, Q-S,U ,AJ,A K	2

# 27-51-97

 ILLUSTRATED PARTS LIST  
 01.101 Page 1080P  
 Nov 01/05


**BOEING**  
 COMPONENT  
 MAINTENANCE MANUAL

FIG. & ITEM	PART NO.	AIRLINE PART NUMBER	NOMENCLATURE 1234567	EFF CODE	QTY PER ASSY
01-603L	HL11VAZ12-8		..BOLT- (V60516) (SPEC BACB30NW12K8) (OPT B30NW12K8 (V97928)) (OPT HL11VAZ12-8 (V73197)) (OPT HL11VAZ12-8 (V92215)) (OPT HL11VAZ12-8 (V97928)) (OPT L803-12K8 (V06725)) (OPT HL11VAZ12-8 (V0PTK6)) (OPT HL11VAZ12-8 (V56878)) (PRE SB 767-27-0080)	A,B,E ,F, Q-S,U ,AJ,A K	1
604	HL79-10		..COLLAR- (V5M902) (SPEC BACC30M10) (OPT HL79-10 (V73197)) (OPT HL79-10 (V92215)) (OPT 66014-10 (V56878)) (OPT HL79-10 (V56878)) (PRE SB 767-27-0080)	A,B,E ,F, Q-S,U ,AJ,A K	14
604G	HL79-12		..COLLAR- (V5M902) (SPEC BACC30M12) (OPT HL79-12 (V73197)) (OPT HL79-12 (V92215)) (OPT 66014-12 (V56878)) (OPT HL79-12 (V56878)) (PRE SB 767-27-0080)	A,B,E ,F, Q-S,U ,AJ,A K	4

27-51-97

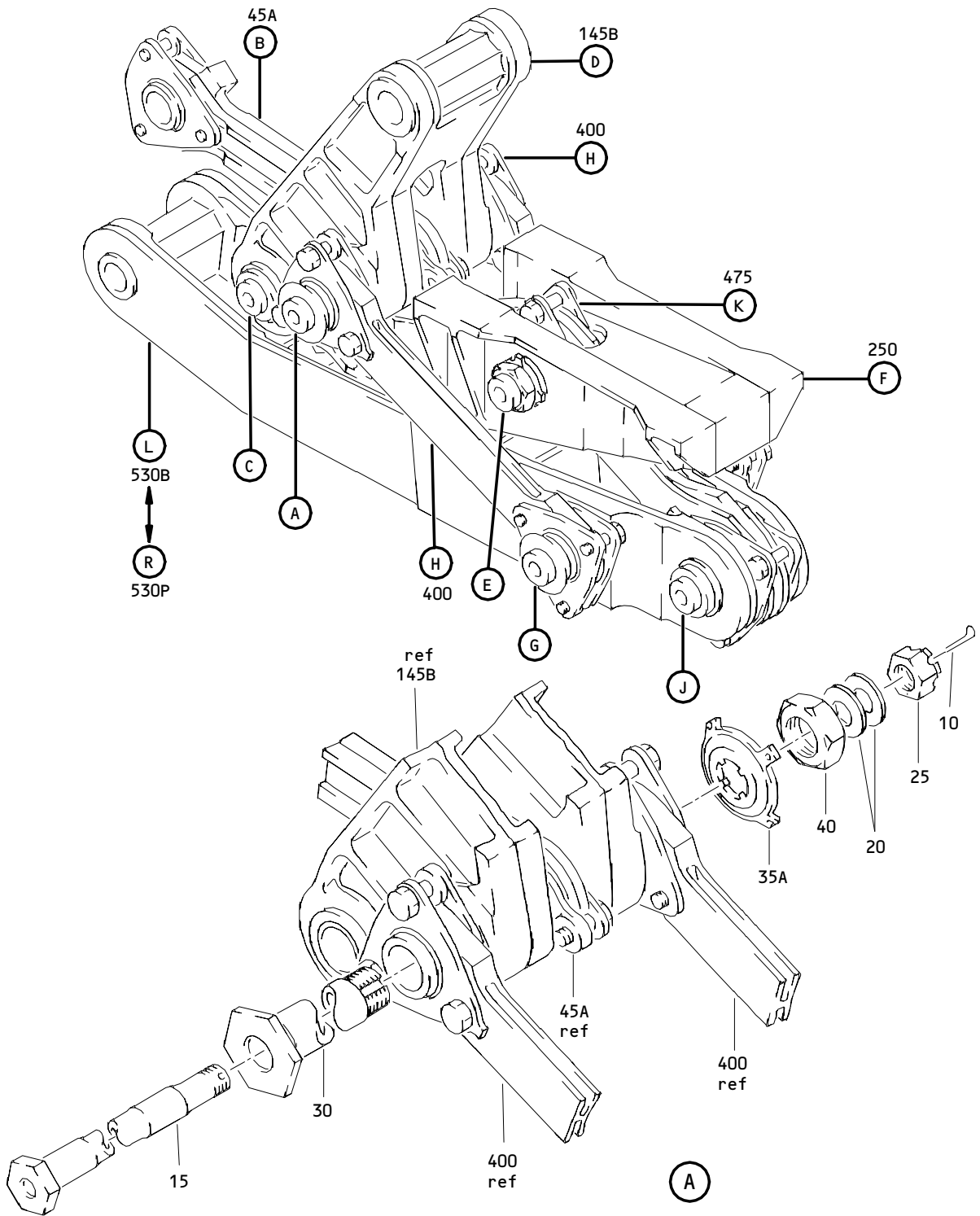
 ILLUSTRATED PARTS LIST  
 01.101 Page 1080Q  
 Nov 01/05

FIG. & ITEM	PART NO.	AIRLINE PART NUMBER	NOMENCLATURE 1234567	EFF CODE	QTY PER ASSY
01-604L	HL82-12APBW		..COLLAR- (V5M902) (SPEC BACC30AG12) (OPT HL82-12APBW (V56878)) (OPT HL82-12APBW (V73197)) (PRE SB 767-27-0080) -----*-----	A,B,E ,F, Q-S,U ,AJ,A K	2
605	113T1313-2		DELETED		
605A	113T1313-9		...BEAM-INNER (PRE SB 767-27-0080)	A,B,E ,F, Q-S,U ,AJ,A K	1
610	113T1498-3		..FITTING	L,M,T ,V,AA ,AE,A F,AH	1
-610A	113T1498-3		..FITTING- (POST SB 767-27-0080)	Q,R,A J,AK	1
-610B	113T1498-12		..FITTING	AC,AG ,AN,A P	1

R

- Item Not Illustrated

**27-51-97**



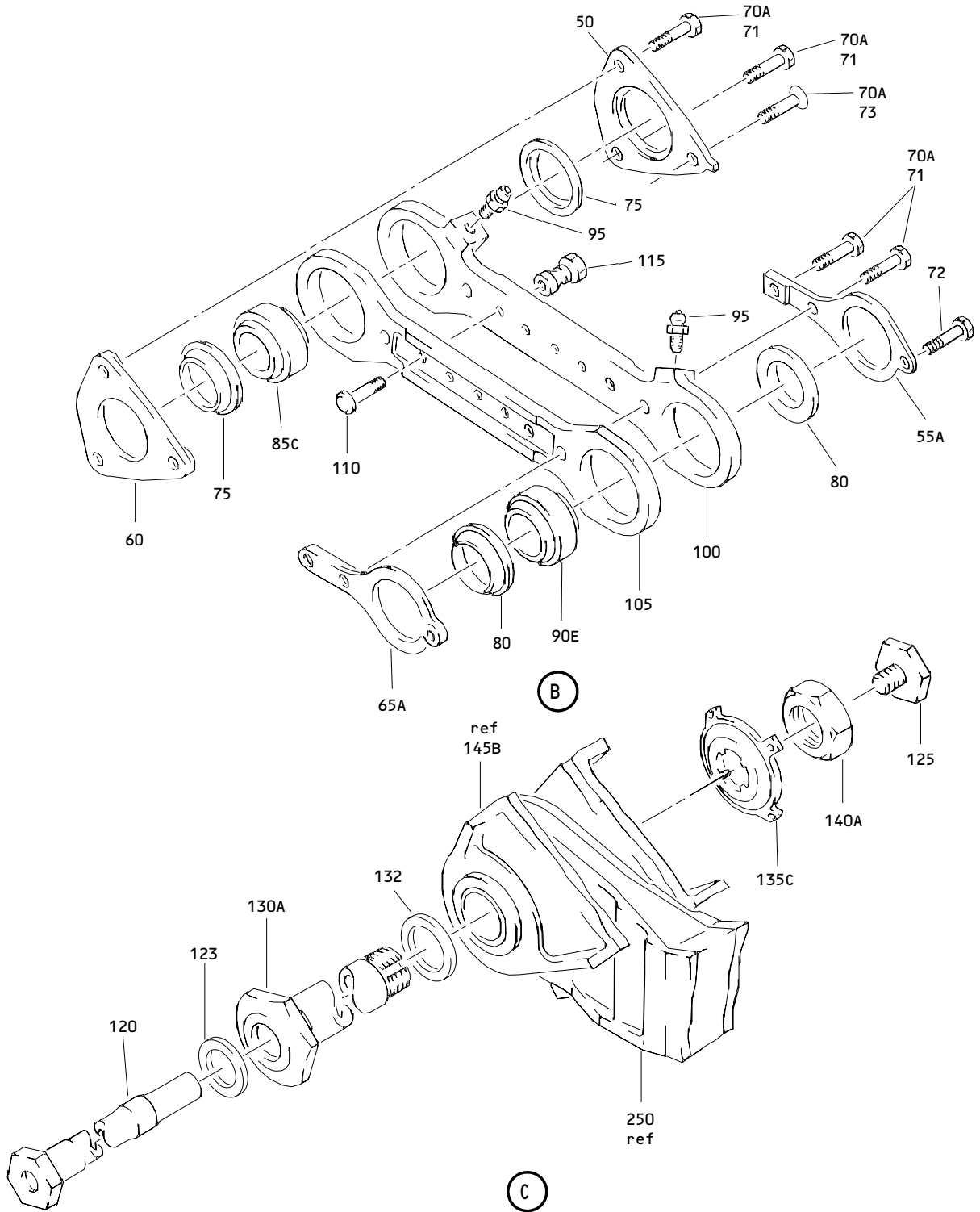
Outboard Trailing Edge Flap Linkage Assembly  
 Figure 2 (Sheet 1)

**27-51-97**

ILLUSTRATED PARTS LIST  
 01.101 Page 1080T  
 Nov 01/05



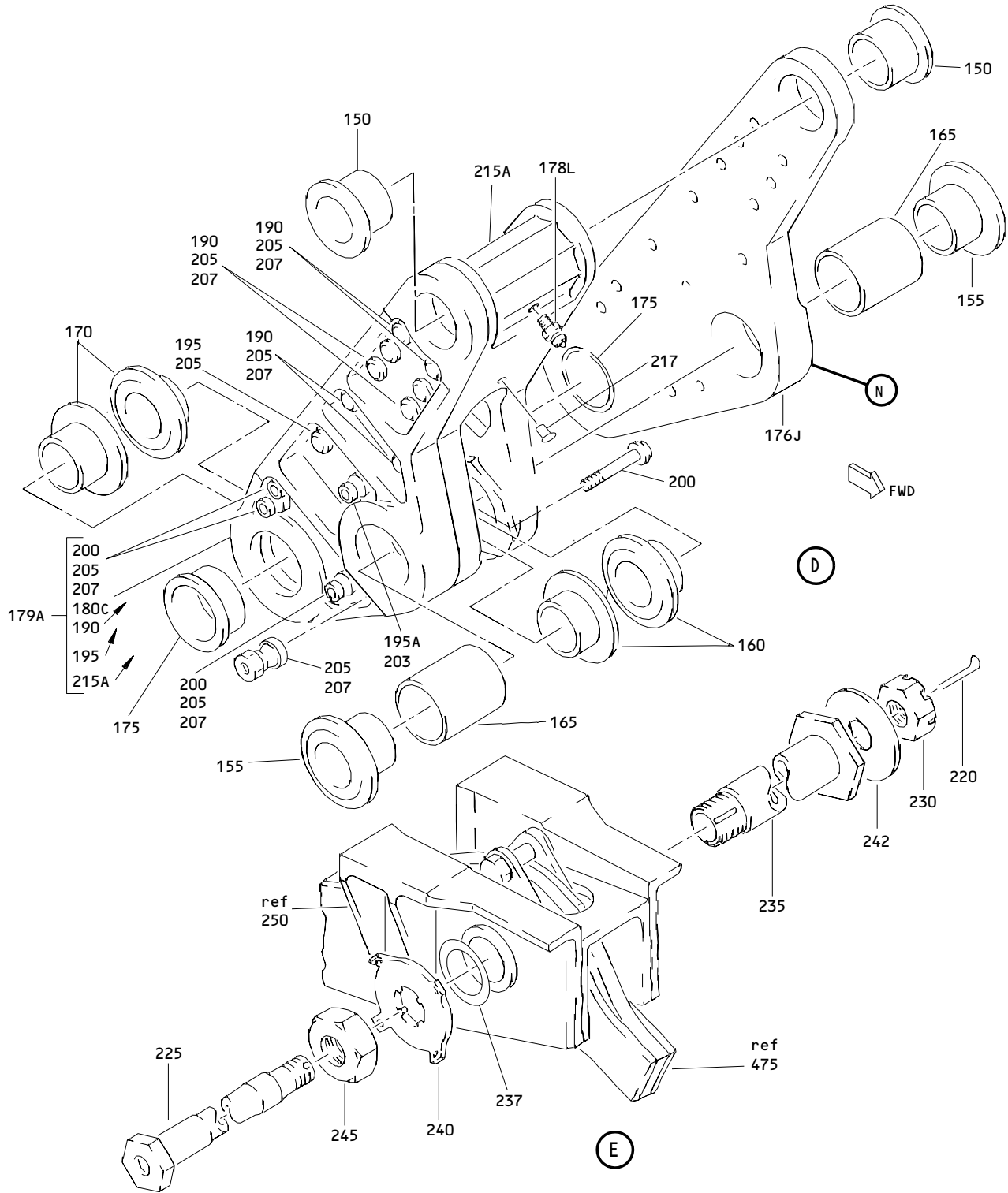
**BOEING**  
 COMPONENT  
 MAINTENANCE MANUAL



Outboard Trailing Edge Flap Linkage Assembly  
 Figure 2 (Sheet 2)

**27-51-97**

ILLUSTRATED PARTS LIST  
 01.101 Page 1080U  
 Nov 01/05



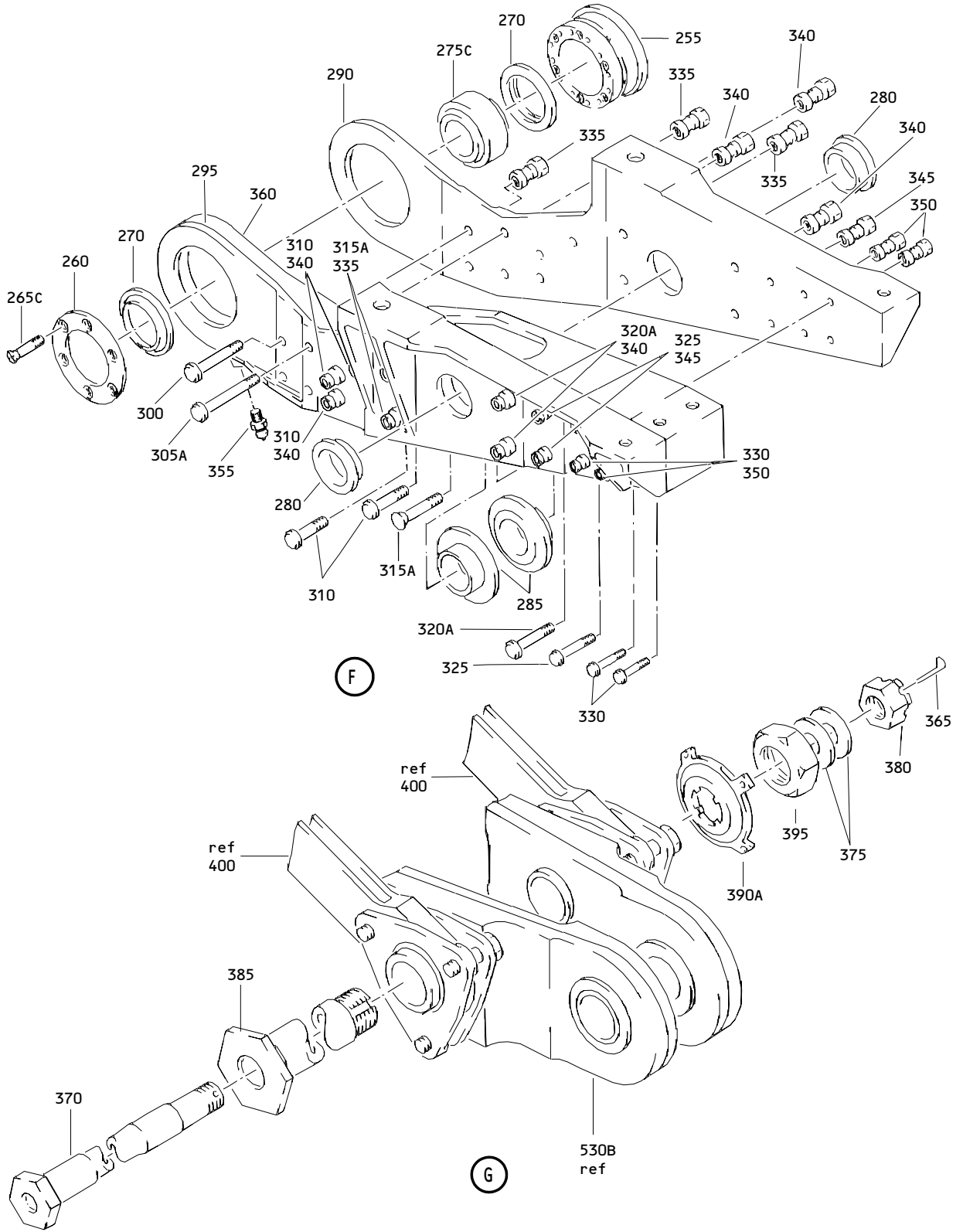
Outboard Trailing Edge Flap Linkage Assembly  
 Figure 2 (Sheet 3)

**27-51-97**

ILLUSTRATED PARTS LIST  
 01.101 Page 1080V  
 Nov 01/05

# BOEING

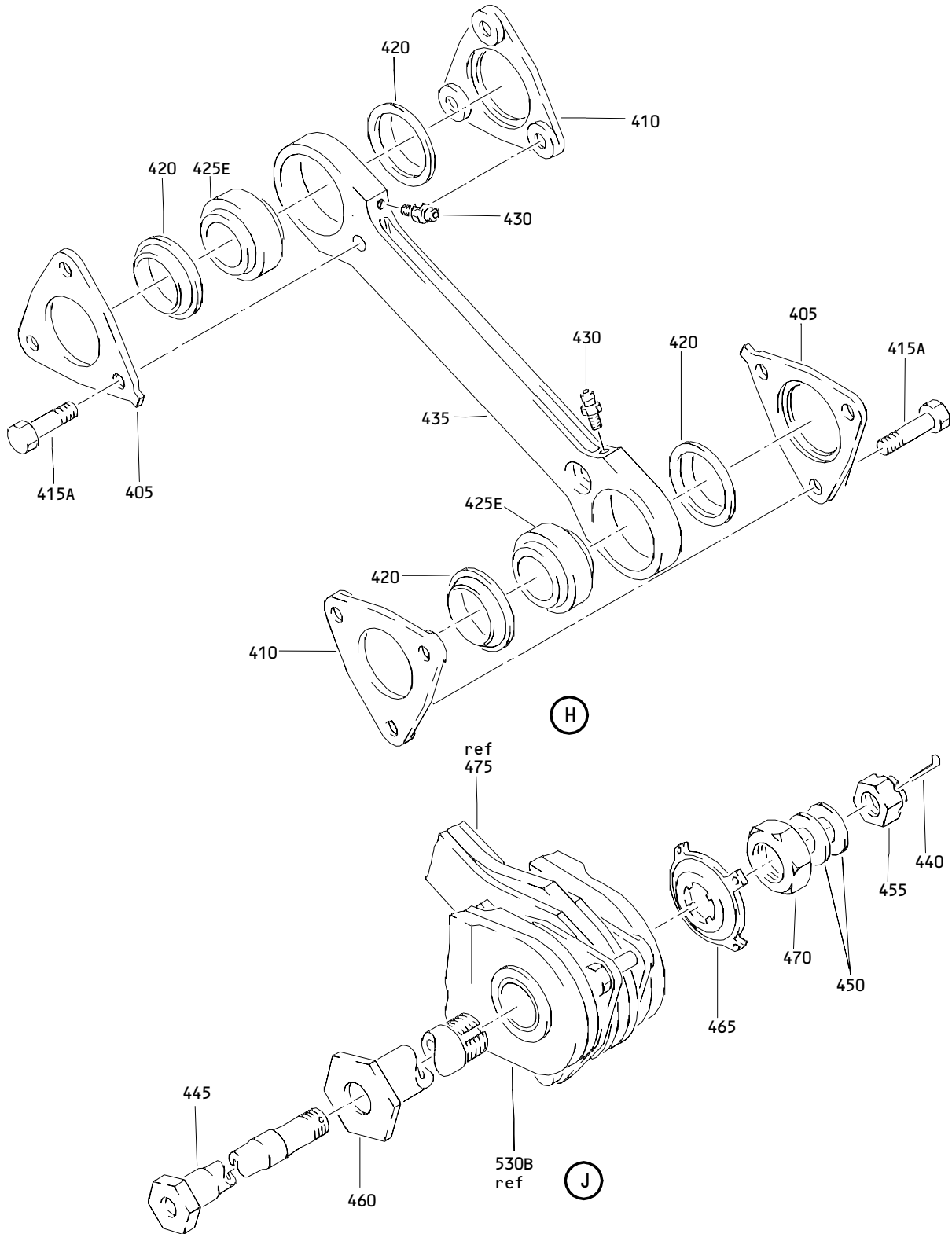
COMPONENT  
MAINTENANCE MANUAL



Outboard Trailing Edge Flap Linkage Assembly  
Figure 2 (Sheet 4)

27-51-97

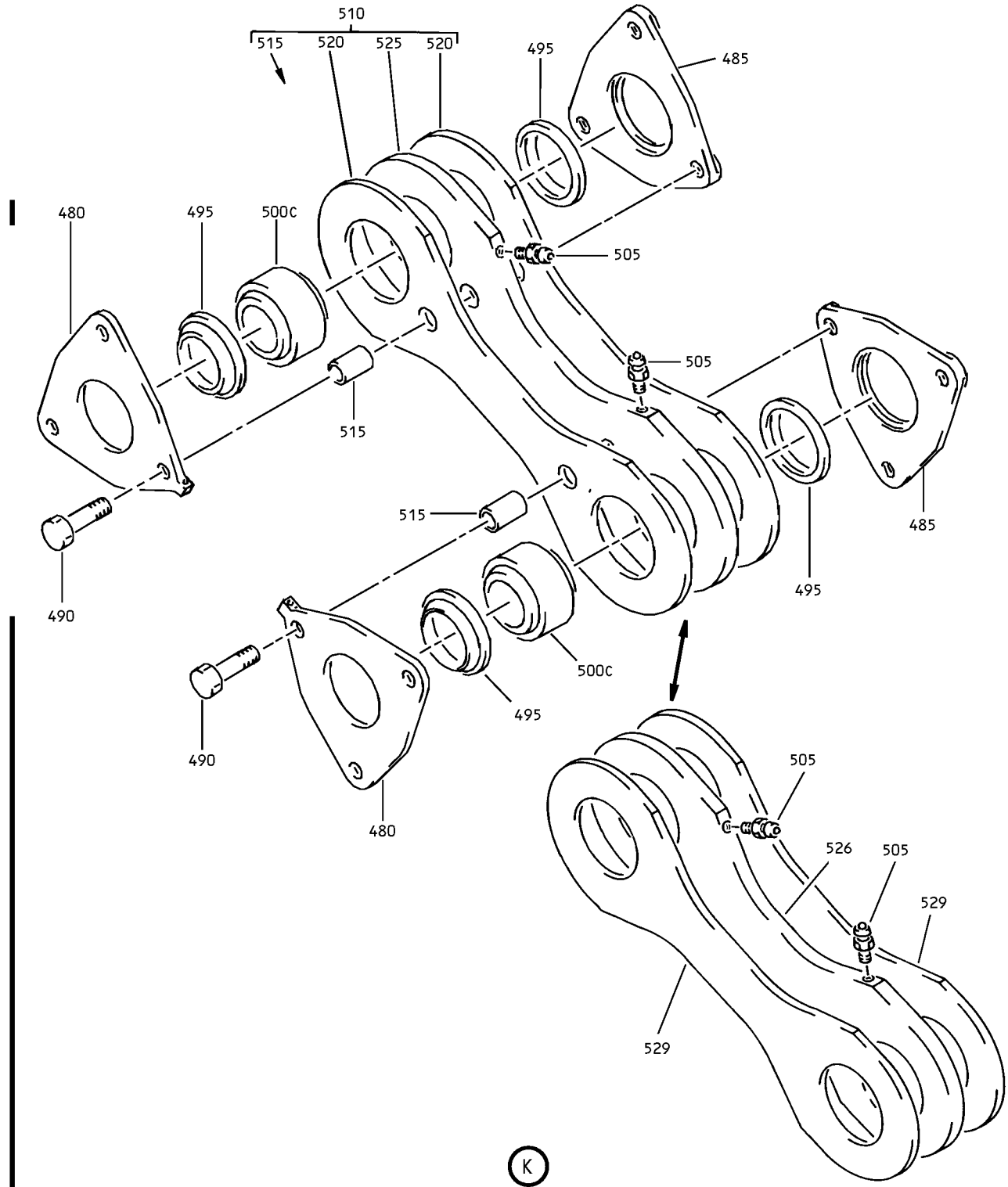
ILLUSTRATED PARTS LIST  
01.101 Page 1080W  
Nov 01/05



Outboard Trailing Edge Flap Linkage Assembly  
 Figure 2 (Sheet 5)

**27-51-97**

ILLUSTRATED PARTS LIST  
 01.101 Page 1080X  
 Nov 01/05

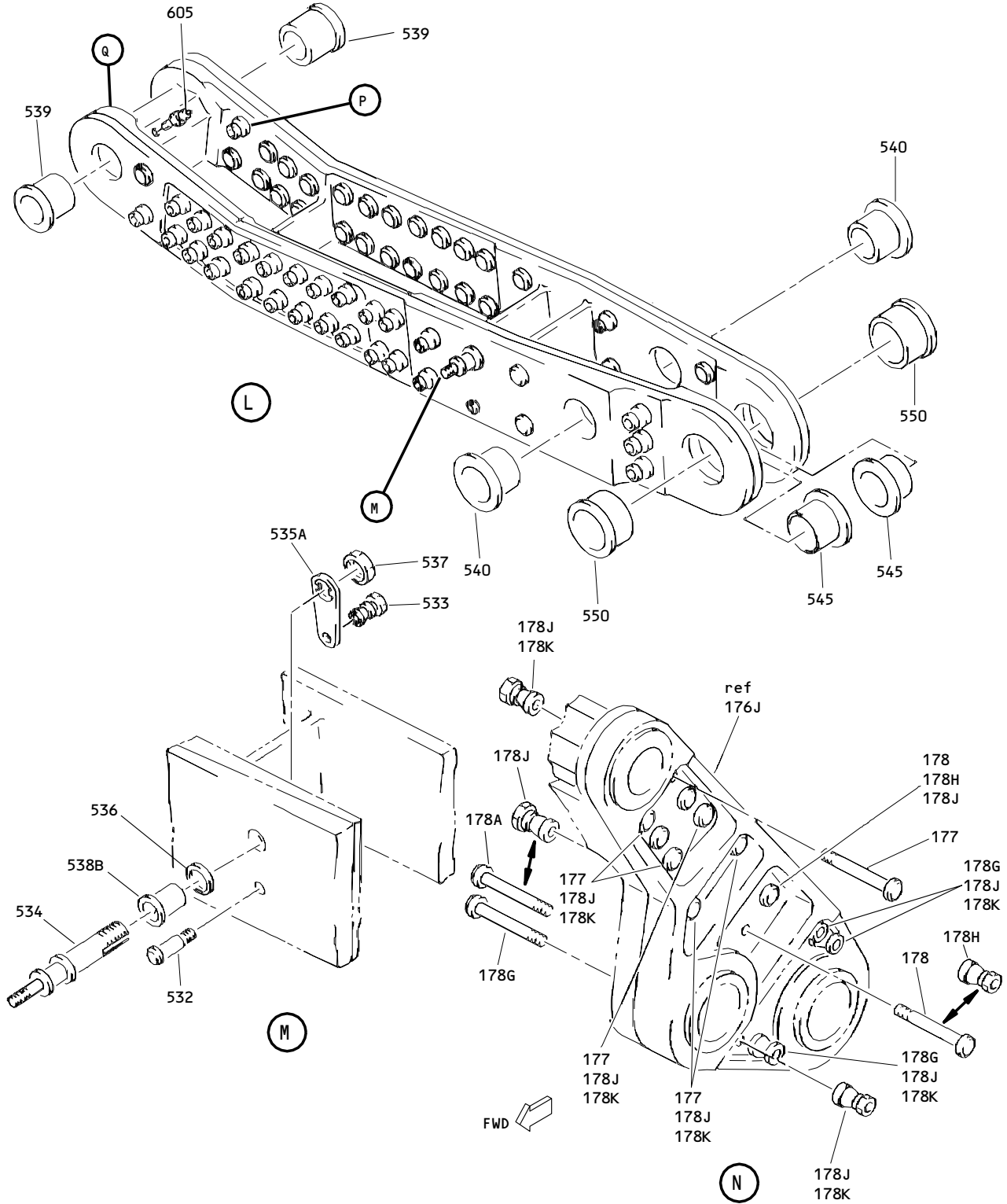


Outboard Trailing Edge Flap Linkage Assembly  
Figure 2 (Sheet 6)

**27-51-97**

ILLUSTRATED PARTS LIST  
01.101 Page 1080Y  
Nov 01/05

COMPONENT  
MAINTENANCE MANUAL



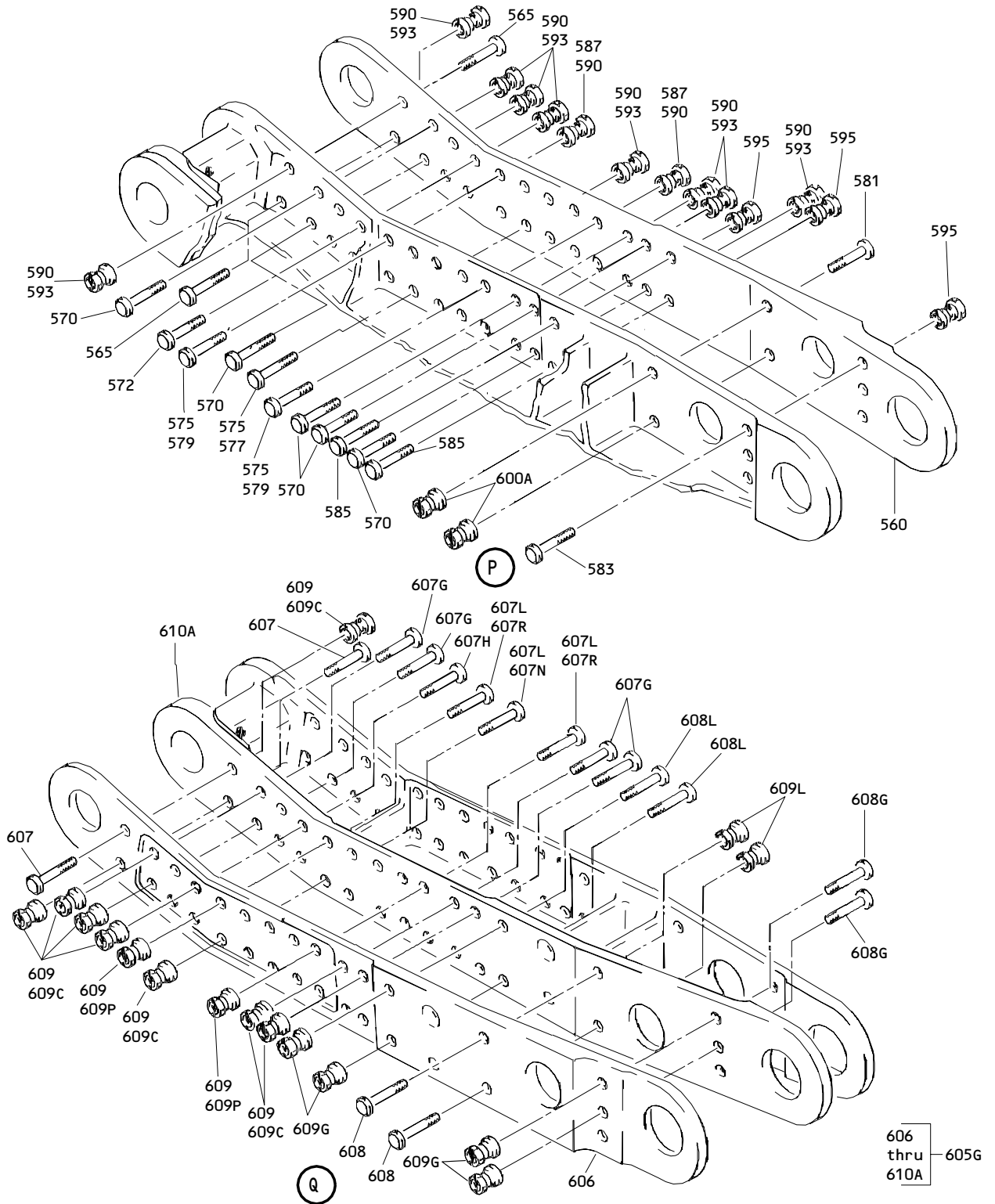
Outboard Trailing Edge Flap Linkage Assembly  
Figure 2 (Sheet 7)

27-51-97

ILLUSTRATED PARTS LIST  
01.101 Page 1080Z  
Nov 01/05

# BOEING

COMPONENT  
MAINTENANCE MANUAL

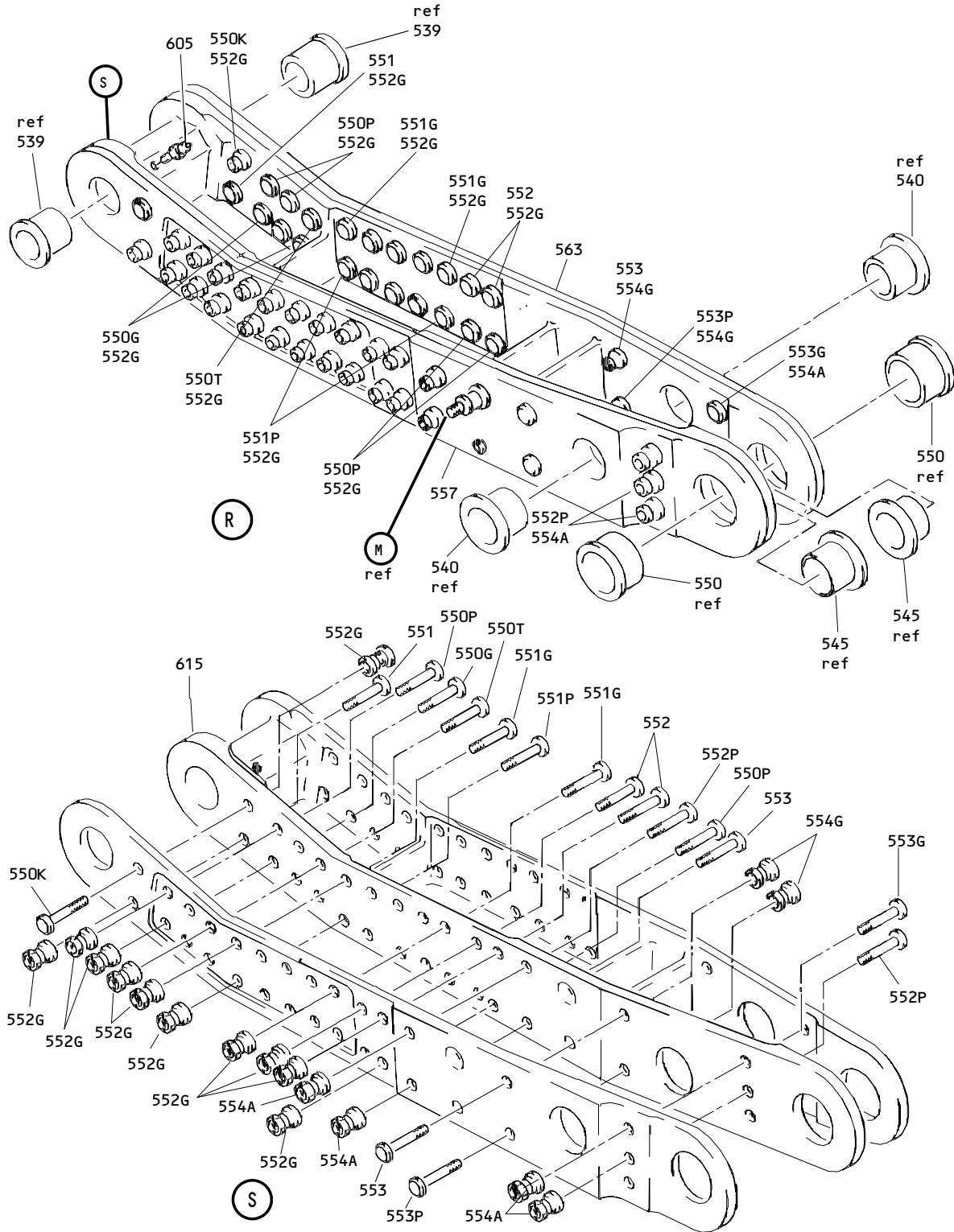


Outboard Trailing Edge Flap Linkage Assembly  
Figure 2 (Sheet 8)

## 27-51-97

ILLUSTRATED PARTS LIST  
01.101 Page 1081  
Nov 01/05

**COMPONENT  
MAINTENANCE MANUAL**



Outboard Trailing Edge Flap Linkage Assembly  
Figure 2 (Sheet 9)

**27-51-97**

ILLUSTRATED PARTS LIST  
01.101 Page 1082  
Nov 01/05

683540




**BOEING**  
 COMPONENT  
 MAINTENANCE MANUAL

FIG. & ITEM	PART NO.	AIRLINE PART NUMBER	NOMENCLATURE 1234567	EFF CODE	QTY PER ASSY
02-			DELETED		
R -1	113T3000-5		DELETED		
R -1A	113T3000-25		LINKAGE ASSY-INBD, OUTBD TE FLAP (LH)	C	RF
-1B	113T3000-29		DELETED		
R -1C	113T3000-33		LINKAGE ASSY-INBD, OUTBD TE FLAP (LH)	G	RF
R -1D	113T3000-37		LINKAGE ASSY-INBD, OUTBD TE FLAP (LH)	H	RF
R -1E	113T3000-45		LINKAGE ASSY-INBD, OUTBD TE FLAP (LH)	N	RF
R -1F	113T3000-57		LINKAGE ASSY-INBD, OUTBD TE FLAP (LH)	W	RF
R -1G	113T3000-61		LINKAGE ASSY-INBD, OUTBDP TE FLAP (LH)	X	RF
-1H	113T3000-75		DELETED		
R -1J	113T3000-69		LINKAGE ASSY-INBD, OUTBD TE FLAP (LH) (VARIABLE)	AB	RF
R -1K	113T3000-87		LINKAGE ASSY-INBD, OUTBD TE FLAP (LH) (VARIABLE)	AL	RF
R -1L	113T3000-139		LINKAGE ASSY-INBD, OUTBD TE FLAP (LH)	AQ	RF
R -1M	113T3000-141		LINKAGE ASSY-INBD, OUTBD TE FLAP (LH)	AR	RF
-5	113T3000-6		DELETED		
R -5A	113T3000-26		LINKAGE ASSY-INBD, OUTBD TE FLAP (LH)	D	RF
-5B	113T3000-30		DELETED		
R -5C	113T3000-34		LINKAGE ASSY-INBD, OUTBD TE FLAP (LH)	J	RF
R -5D	113T3000-38		LINKAGE ASSY-INBD, OUTBD TE FLAP (LH)	K	RF
R -5E	113T3000-46		LINKAGE ASSY-INBD, OUTBD TE FLAP (LH)	P	RF
R -5F	113T3000-58		LINKAGE ASSY-INBD, OUTBD TE FLAP (LH)	Y	RF
R -5G	113T3000-62		LINKAGE ASSY-INBD, OUTBD TE FLAP (LH)	Z	RF
-5H	113T3000-76		DELETED		
R -5J	113T3000-70		LINKAGE ASSY-INBD, OUTBD TE FLAP (LH) (VARIABLE) (RH)	AD	RF

27-51-97

 ILLUSTRATED PARTS LIST  
 01.101 Page 1082A  
 Nov 01/05

FIG. & ITEM	PART NO.	AIRLINE PART NUMBER	NOMENCLATURE 1234567	EFF CODE	QTY PER ASSY
R 02-5K	113T3000-88		LINKAGE ASSY-INBD, OUTBD TE FLAP (LH) (VARIABLE)	AM	RF
R -5L	113T3000-140		LINKAGE ASSY-INBD, OUTBD TE FLAP (LH)	AS	RF
R -5M	113T3000-142		LINKAGE ASSY-INBD, OUTBD TE FLAP (LH)	AT	RF
10	MS24665-376		.PIN-COTTER	C,D, G-K,N ,P, W-Z,A B,AD, AL AM,A Q-AT	1
15	113T1264-14		.PIN-INNER (OPT ITEM 15A)	C,D, G-K,N ,P, W-Z,A B,AD, AL AM,A Q-AT	1
-15A	113T1264-48		.PIN-INNER (OPT ITEM 15)	C,D, G-K,N ,P, W-Z,A B,AD, AL AM,A Q-AT	1

**27-51-97**

 ILLUSTRATED PARTS LIST  
 01.101 Page 1082B  
 Nov 01/05

**BOEING**  
 COMPONENT  
 MAINTENANCE MANUAL

FIG. & ITEM	PART NO.	AIRLINE PART NUMBER	NOMENCLATURE 1234567	EFF CODE	QTY PER ASSY
02-20	113T1254-25		.WASHER	C,D, G-K,N ,P, W-Z,A B,AD, AL AM,A Q-AT	2
25	BACN10JD112ASU		.NUT	C,D, G-K,N ,P, W-Z,A B,AD, AL AM,A Q-AT	1
30	113T1263-18		.PIN-OUTER	C,D, G-K,N ,P, W-Z,A B,AD, AL AM,A Q-AT	1
35 35A	113T1254-17 113T1254-41		DELETED .WASHER-SPECIAL	C,D, G-K,N ,P, W-Z,A B,AD, AL AM,A Q-AT	1
40	113T1262-9		.NUT	C,D, G-K,N ,P, W-Z,A B,AD, AL AM,A Q-AT	1

**27-51-97**

ILLUSTRATED PARTS LIST  
 01.101 Page 1082C  
 Nov 01/05

FIG. & ITEM	PART NO.	AIRLINE PART NUMBER	NOMENCLATURE 1234567	EFF CODE	QTY PER ASSY
02-45	113T1336-1		DELETED		
45A	113T1336-5		.LINK ASSY-(5-8) (PRE SB 767-27-0080)	C,D, G-K,N ,P,AR ,AT	1
-45B	113T1336-7		.LINK ASSY-(5-8)	W-Z,A Q,AS	1
-45C	113T1336-10		.LINK ASSY-(5-8) (VARIABLE) (PRE SB 767-27-0080)	AB,AD ,AL,A M	1
-45D	113T1336-7		.LINK ASSY-(5-8) (POST SB 767-27-0080)	G-K,A L,AM	1
R -45E	113T1336-7		.LINK ASSY-(5-8) (OPT ITEM 45F)	AQ,AS	1
R -45F	113T1336-11		.LINK ASSY-(5-8) (OPT ITEM 45E)	AQ,AS	1
50	113T1362-8		..RETAINER- (PRE SB 767-27-0080)	C,D, G-K,N ,P,AB ,AD,A L,AM AR,AT	1
-50A	113T1362-31		..RETAINER	W-Z,A Q,AS	1
-50B	113T1362-31		..RETAINER- (POST SB 767-27-0080)	G-K,A L,AM	1
55	113T1362-10		DELETED		
55A	113T1362-20		..RETAINER- (PRE SB 767-27-0080)	C,D, G-K,N ,P,AB ,AD,A L,AM AR,AT	1
-55B	113T1362-30		..RETAINER	W-Z,A Q,AS	1
60	113T1362-11		..RETAINER	AB,AD ,AL,A M	1
-60A	113T1362-36		..RETAINER	C,D, G-K,N ,P, W-Z,A Q-AT	1

27-51-97

 ILLUSTRATED PARTS LIST  
 01.101 Page 1082D  
 Nov 01/05

**BOEING**  
 COMPONENT  
 MAINTENANCE MANUAL

FIG. & ITEM	PART NO.	AIRLINE PART NUMBER	NOMENCLATURE 1234567	EFF CODE	QTY PER ASSY
02-65 65A	113T1362-9 113T1362-21		DELETED ..RETAINER- (PRE SB 767-27-0080)	C,D, G-K,N ,P,AB ,AD,A L,AM AR,AT	1
-65B	113T1362-29		..RETAINER	W-Z,A Q,AS	1
-65C	113T1362-29		..RETAINER- (POST SB 767-27-0080)	G-K,A L,AM	1
70 70A	BACB30LJ4HSU17 BACB30LJ4HSU10		ATTACHING PARTS DELETED ..BOLT- (PRE SB 767-27-0080)	C,D, G-K,N ,P,AB ,AD,A L,AM AR,AT	5
71	BACB30LJ4HSU10		..BOLT	W-Z,A Q,AS	4
-71A	BACB30LJ4HSU10		..BOLT- (POST SB 767-27-0080)	G-K,A L,AM	4
72	BACB30LJ4HSU11		..BOLT- (PRE SB 767-27-0080)	C,D, G-K,N ,P, W-Z,A B,AD, AL AM,A Q-AT	1
73	BACB30LR4PU11		..BOLT	W-Z,A Q,AS	1
-73A	BACB30LR4PU11		..BOLT- (POST SB 767-27-0080)	G-K,A L,AM	1
75	113T1256-6		*----- ..SEAL	C,D, G-K,N ,P, W-Z,A B,AD, AL AM,A Q-AT	2

27-51-97

ILLUSTRATED PARTS LIST  
 01.101 Page 1082E  
 Nov 01/05

FIG. & ITEM	PART NO.	AIRLINE PART NUMBER	NOMENCLATURE 1234567	EFF CODE	QTY PER ASSY
02-80	113T1256-3		..SEAL	C,D, G-K,N ,P, W-Z,A B,AD, AL AM,A Q-AT	2
85	60B00180-233		DELETED		
85A	ASB24-102		DELETED		
85B	ABS24-102		DELETED		
85C	BLP24F233		..BEARING- (V16746) (SPEC 60B00180-233) (OPT ABS24-102 (VS0352))	C,D, G-K,N ,P, W-Z,A B,AD, AL AM,A Q-AT	1
90	60B00180-234		DELETED		
90A	ASB26-101		DELETED		
90B	HSP21-106		DELETED		
90C	HSP26-106		DELETED		
90D	BLP26F		DELETED		

**27-51-97**

 ILLUSTRATED PARTS LIST  
 01.101 Page 1082F  
 Nov 01/05

**BOEING**  
 COMPONENT  
 MAINTENANCE MANUAL

FIG. & ITEM	PART NO.	AIRLINE PART NUMBER	NOMENCLATURE 1234567	EFF CODE	QTY PER ASSY
02-90E	NC26-1		..BEARING- (V56644) (SPEC 60B00180-234) (OPT ASB26-101 (VS0352)) (OPT LHCB26BA (V73134)) (OPT HSP21-106 (V02758)) (OPT HSP26-106 (V02758)) (OPT BLP26F234 (V16746)) (OPT LHCB24BA (V73134)) (OPT ASSB26-4 (V15860)) (OPT CG3102 (V25099))	C,D, G-K,N ,P, W-Z,A B,AD, AL AM,A Q-AT	1
R -90F	ASSB26-4		..BEARING- (V15860) (SPEC 60B00180-234) (OPT ASB26-101 (VS0352)) (OPT LHCB26BA (V73134)) (OPT HSP21-106 (V02758)) (OPT HSP26-106 (V02758)) (OPT BLP26F234 (V16746)) (OPT LHCB24BA (V73134)) (OPT CG3102 (V25099))	C,D, G-K,N ,P, W-Z,A B,AD, AL AM,A Q-AT	1
95	MS15004-1		..FITTING	C,D, G-K,N ,P, W-Z,A B,AD, AL AM,AR ,AT	2

**27-51-97**

ILLUSTRATED PARTS LIST  
 01.101 Page 1082G  
 Nov 01/05

FIG. & ITEM	PART NO.	AIRLINE PART NUMBER	NOMENCLATURE 1234567	EFF CODE	QTY PER ASSY
R 02-95A	MS15004-1		..FITTING- (OPT 95B)	AQ,AS	2
R -95B	AS15004-1		..FITTING- (OPT 95A)	AQ,AS	2
100	113T1336-4		..LINK- (PRE SB 767-27-0080)	C,D, G-K,N P,AB AD,A L,AM AR,AT	1
-100A	113T1336-9		..LINK- (USED ON ITEMS 45A, 45E)	W-Z,A Q,AS	1
-100B	113T1336-9		..LINK- (POST SB 767-27-0080)	G-K,A L,AM	1
R -100C	113T1336-13		..LINK- (USED ON ITEM 45F)	AQ,AS	1
105	113T1336-3		..LINK- (PRE SB 767-27-0080)	C,D, G-K,N P,AB AD,A L,AM AR,AT	1
-105A	113T1336-8		..LINK- (USED ON ITEMS 45B, 45E)	W-Z,A Q,AS	1
-105B	113T1336-8		..LINK- (POST SB 767-27-0080)	G-K,A L,AM	1
R -105C	113T1336-12		..LINK- (USED ON ITEM 45F)	AQ,AS	1
110	HL10VAZ8-8		ATTACHING PARTS ..BOLT- (V60516) (SPEC BACB30MY8K8) (OPT B30MY8K8 (V97928))	C,D, G-K,N P, W-Z,A B,AD, AL AM,A Q-AT	4

27-51-97

 ILLUSTRATED PARTS LIST  
 01.101 Page 1082H  
 Nov 01/05



**BOEING**  
 COMPONENT  
 MAINTENANCE MANUAL

FIG. & ITEM	PART NO.	AIRLINE PART NUMBER	NOMENCLATURE 1234567	EFF CODE	QTY PER ASSY
02-115	HL97DU8		..COLLAR- (V73197) (SPEC BACC30AB8S) (OPT HL97DU8 (V92215)) (OPT HL97DU8 (V56878))	C,D, G-K,N ,P, W-Z,A B,AD, AL AM,A Q-AT	4
120	113T1264-13		-----*----- .PIN-INNER (OPT ITEM 120A)	C,D, G-K,N ,P, W-Z,A B,AD, AL AM,A Q-AT	1
-120A	113T1264-47		.PIN-INNER (OPT ITEM 120)	C,D, G-K,N ,P, W-Z,A B,AD, AL AM,A Q-AT	1
123	BACW10BP16ACU		.WASHER	C,D, G-K,N ,P, W-Z,A B,AD, AL AM,A Q-AT	1

**27-51-97**

ILLUSTRATED PARTS LIST  
 01.101 Page 1082I  
 Nov 01/05

FIG. & ITEM	PART NO.	AIRLINE PART NUMBER	NOMENCLATURE 1234567	EFF CODE	QTY PER ASSY
02-125	113T1264-18		.PIN-INNER	C,D, G-K,N ,P, W-Z,A B,AD, AL AM,A Q-AT	1
130	113T1263-17		DELETED		
130A	113T1263-25		.PIN-OUTER	C,D, G-K,N ,P, W-Z,A B,AD, AL AM,A Q-AT	1
131	113T1254-45		DELETED		
132	113T1105-9		.WASHER	C,D, G-K,N ,P, W-Z,A B,AD, AL AM,A Q-AT	1
135	113T1254-18		DELETED		
135A	113T1254-20		DELETED		
135B	113T1254-42		DELETED		
135C	113T1254-52		.WASHER	C,D, G-K,N ,P, W-Z,A B,AD, AL AM,A Q-AT	1

**27-51-97**

 ILLUSTRATED PARTS LIST  
 01.101 Page 1082J  
 Nov 01/05


**BOEING**  
 COMPONENT  
 MAINTENANCE MANUAL

FIG. & ITEM	PART NO.	AIRLINE PART NUMBER	NOMENCLATURE 1234567	EFF CODE	QTY PER ASSY
02- 140 140A	113T1262-3 113T1262-20		DELETED .NUT	C,D, G-K,N ,P, W-Z,A B,AD, AL AM,A Q-AT	1
145 145A 145B	113T1308-1 113T1308-5 113T1308-9		DELETED DELETED .LINK ASSY-MAIN DRIVE (OPT ITEM 145C)	C,D	1
-145C	113T1308-5		.LINK ASSY-MAIN DRIVE (OPT ITEM 145B)	C,D	1
-145D	113T1308-9		DELETED		
-145E	113T1308-5		DELETED		
-145F	113T1308-14		.LINK ASSY-MAIN DRIVE (PRE SB 767-27-0080)	G-K,N ,P,AR ,AT	1
-145G	113T1308-19		.LINK ASSY-MAIN DRIVE	W-Z,A Q,AS	1
-145H	113T1308-20		.LINK ASSY-MAIN DRIVE (VARIABLE) (PRE SB 767-27-0080)	AB,AD ,AL,A M	1
-145J	113T1308-19		.LINK ASSY-MAIN DRIVE (POST SB 767-27-0080)	G-K,A L,AM	1
150	113T1347-13		..BUSHING	C,D, G-K,N ,P, W-Z,A B,AD, AL AM,A Q-AT	2

27-51-97

 ILLUSTRATED PARTS LIST  
 01.101 Page 1082K  
 Nov 01/05

FIG. & ITEM	PART NO.	AIRLINE PART NUMBER	NOMENCLATURE 1234567	EFF CODE	QTY PER ASSY
02-155	113T1347-10		..BUSHING	C,D, G-K,N ,P, W-Z,A B,AD, AL AM,A Q-AT	2
160	113T1347-11		..BUSHING	C,D, G-K,N ,P, W-Z,A B,AD, AL AM,A Q-AT	2
165	113T1347-12		..BUSHING	C,D, G-K,N ,P, W-Z,A B,AD, AL AM,A Q-AT	2
170	113T1347-8		..BUSHING	C,D, G-K,N ,P, W-Z,A B,AD, AL AM,A Q-AT	2
175	113T1347-9		..BUSHING	C,D, G-K,N ,P, W-Z,A B,AD, AL AM,A Q-AT	2
176	113T1308-8		DELETED		
176A	113T1308-11		DELETED		
-176B	113T1308-8		..LINK-SIDE (USED ON ITEM 145C)	C,D	1

# 27-51-97

 ILLUSTRATED PARTS LIST  
 01.101 Page 1082L  
 Nov 01/05


**BOEING**  
 COMPONENT  
 MAINTENANCE MANUAL

FIG. & ITEM	PART NO.	AIRLINE PART NUMBER	NOMENCLATURE 1234567	EFF CODE	QTY PER ASSY
02- -176C	113T1308-16		..LINK-SIDE (OPT ITEM 176D)	W-Z,A Q,AS	1
-176D	113T1393-6		..LINK-SIDE (OPT ITEM 176C)	W-Z,A Q,AS	1
-176J	113T1393-2		..LINK-SIDE (USED ON ITEMS 145B, 145F) (PRE SB 767-27-0080)	C,D, G-K,N ,P,AB ,AD,A L,AM AR,AT	1
-176K	113T1308-16		..LINK-SIDE (OPT ITEM 176L) (POST SB 767-27-0080)	G-K,A L,AM	1
-176L	113T1393-6		..LINK-SIDE (OPT ITEM 176K) (POST SB 767-27-0080)	G-K,A L,AM	1
177	HL10VAZ10-13		..BOLT- (V60516) (SPEC BACB30MY10K13) (OPT B30MY10K13 (V97928))	C,D, G-K,N ,P, W-Z,A B,AD, AL AM,A Q-AT	8
178	HL10VAZ10-12		..BOLT- (V60516) (SPEC BACB30MY10K12) (OPT B30MY10K12 (V97928)) (PRE SB 767-27-0080)	C,D, G-K,N ,P,AB ,AD,A L,AM AR,AT	2
R 178A	HL10VAZ10-14		..BOLT- (V60516) (SPEC BACB30MY10K14) (OPT B30MY10K14 (V97928))	W-Z,A Q,AS	2
-178B	HL10VAZ10-14		..BOLT- (V60516) (SPEC BACB30MY10K14) (OPT B30MY10K14 (V97928)) (POST SB 767-27-0080)	G-K,A L,AM	2

27-51-97

 ILLUSTRATED PARTS LIST  
 01.101 Page 1082M  
 Nov 01/05

FIG. & ITEM	PART NO.	AIRLINE PART NUMBER	NOMENCLATURE 1234567	EFF CODE	QTY PER ASSY
02- -178D	HL79-10		..COLLAR- (V5M902) (SPEC BACC30M10) (OPT HL79-10 (V73197)) (OPT HL79-10 (V92215)) (OPT 66014-10 (V56878)) (OPT HL79-10 (V56878)) (POST SB 767-27-0080)	G-K,A L,AM	12
-178E	HL82-10APBW		..COLLAR- (V73197) (SPEC BACC30AG10) (OPT HL82-10APBW (V56878)) (OPT HL82-10APBW (V92215)) (POST SB 767-27-0080)	G-K,A L,AM	2
178G	HL10VAZ10-10		..BOLT- (V60516) (SPEC BACB30MY10K10) (OPT B30MY10K10 (V97928))	C,D, G-K,N ,P, W-Z,A B,AD, AL AM,A Q-AT	4
178H	HL82-10APBW		..COLLAR- (V73197) (SPEC BACC30AG10) (OPT HL82-10APBW (V56878)) (OPT HL82-10APBW (V92215))	W-Z,A Q,AS	2

# 27-51-97

 ILLUSTRATED PARTS LIST  
 01.101 Page 1082N  
 Nov 01/05


**BOEING**  
 COMPONENT  
 MAINTENANCE MANUAL

FIG. & ITEM	PART NO.	AIRLINE PART NUMBER	NOMENCLATURE 1234567	EFF CODE	QTY PER ASSY
02-178J	HL79-10		..COLLAR- (V5M902) (SPEC BACC30M10) (OPT HL79-10 (V73197)) (OPT HL79-10 (V92215)) (OPT 66014-10 (V56878)) (OPT HL79-10 (V56878)) (PRE SB 767-27-0080)	C,D, G-K,N ,P,AB ,AD,A L,AM AR,AT	14
178K	HL79-10		..COLLAR- (V5M902) (SPEC BACC30M10) (OPT HL79-10 (V73197)) (OPT HL79-10 (V92215)) (OPT 66014-10 (V56878)) (OPT HL79-10 (V56878))	W-Z,A Q,AS	12
178L	MS15001-1		..FITTING	C,D	1
-178Q	MS15001-3		..FITTING	N,P,A B,AD, AR,AT	1
R -178R	MS15001-3		..FITTING- (OPT ITEM 178S)	G-K, W-Z,A L,AM, AQ,AS	1
R -178S	AS15001-3		..FITTING- (OPT ITEM 178R)	G-K, W-Z,A L,AM, AQ,AS	1

27-51-97

 ILLUSTRATED PARTS LIST  
 01.101 Page 10820  
 Nov 01/05

FIG. & ITEM	PART NO.	AIRLINE PART NUMBER	NOMENCLATURE 1234567	EFF CODE	QTY PER ASSY
02-179	113T1308-12		DELETED		
179A	113T1308-13		..LINK ASSY-SUB (USED ON ITEMS 145B, 145F) (PRE SB 767-27-0080)	C,D, G-K,N P,AB AD,A L,AM AR,AT	1
-179B	113T1308-12		..LINK ASSY-SUB (USED ON ITEM 145C)	C,D	1
-179C	113T1308-17		..LINK ASSY-SUB	W-Z,A Q,AS	1
-179D	113T1308-17		..LINK ASSY-SUB (POST SB 767-27-0080)	G-K,A L,AM	1
180	113T1308-3		DELETED		
180A	113T1308-7		DELETED		
180B	113T1308-10		DELETED		
180C	113T1308-7		...LINK-SIDE (USED ON ITEM 179B)	C,D	1
-180D	113T1308-15		...LINK-SIDE (OPT ITEM 180E)	W-Z,A Q,AS	1
-180E	113T1393-5		...LINK-SIDE (OPT ITEM 180D)	W-Z,A Q,AS	1
-180F	113T1393-1		...LINK-SIDE (USED ON ITEM 179A)	C,D, G-K,N P,AB AD,A L,AM AR,AT	1
-180G	113T1308-15		...LINK-SIDE (OPT ITEM 180H) (POST SB 767-27-0080)	G-K,A L,AM	1
-180H	113T1393-5		...LINK-SIDE (OPT ITEM 180G) (POST SB 767-27-0080)	G-K,A L,AM	1

# 27-51-97

 ILLUSTRATED PARTS LIST  
 01.101 Page 1082P  
 Nov 01/05




**BOEING**  
 COMPONENT  
 MAINTENANCE MANUAL

FIG. & ITEM	PART NO.	AIRLINE PART NUMBER	NOMENCLATURE 1234567	EFF CODE	QTY PER ASSY
02- 185 185A	113T1308-4 113T1308-8		DELETED DELETED		
190	HL10VAZ10-13		ATTACHING PARTS ...BOLT- (V60516) (SPEC BACB30MY10K13) (OPT B30MY10K13 (V97928))	C,D, G-K,N ,P, W-Z,A B,AD, AL AM,A Q-AT	8
195	HL10VAZ10-12		...BOLT- (V60516) (SPEC BACB30MY10K12) (OPT B30MY10K12 (V97928)) (PRE SB 767-27-0080)	C,D, G-K,N ,P,AB ,AD,A L,AM AR,AT	2
-195A	HL10VAZ10-14		...BOLT- (V60516) (SPEC BACB30MY10K14) (OPT B30MY10K14 (V97928))	W-Z,A Q,AS	2
-195B	HL10VAZ10-14		...BOLT- (V60516) (SPEC BACB30MY10K14) (OPT B30MY10K14 (V97928)) (POST SB 767-27-0080)	G-K,A L,AM	2
200	HL10VAZ10-10		...BOLT- (V60516) (SPEC BACB30MY10K10) (OPT B30MY10K10 (V97928))	C,D, G-K,N ,P, W-Z,A B,AD, AL AM,A Q-AT	4

27-51-97

 ILLUSTRATED PARTS LIST  
 01.101 Page 1082Q  
 Nov 01/05

FIG. & ITEM	PART NO.	AIRLINE PART NUMBER	NOMENCLATURE 1234567	EFF CODE	QTY PER ASSY
02-203	HL82-10APBW		...COLLAR- (V73197) (SPEC BACC30AG10) (OPT HL82-10APBW (V56878)) (OPT HL82-10APBW (V92215))	W-Z,A Q,AS	2
-203A	HL82-10APBW		...COLLAR- (V73197) (SPEC BACC30AG10) (OPT HL82-10APBW (V56878)) (OPT HL82-10APBW (V92215)) (POST SB 767-27-0080)	G-K,A L,AM	2
205	HL79-10		...COLLAR- (V5M902) (SPEC BACC30M10) (OPT HL79-10 (V73197)) (OPT HL79-10 (V92215)) (OPT 66014-10 (V56878)) (OPT HL79-10 (V56878)) (PRE SB 767-27-0080)	C,D, G-K,N ,P,AB ,AD,A L,AM AR,AT	14

# 27-51-97

 ILLUSTRATED PARTS LIST  
 01.101 Page 1082R  
 Nov 01/05

**BOEING**  
 COMPONENT  
 MAINTENANCE MANUAL

FIG. & ITEM	PART NO.	AIRLINE PART NUMBER	NOMENCLATURE 1234567	EFF CODE	QTY PER ASSY
02-207	HL79-10		...COLLAR- (V5M902) (SPEC BACC30M10) (OPT HL79-10 (V73197)) (OPT HL79-10 (V92215)) (OPT 66014-10 (V56878)) (OPT HL79-10 (V56878))	W-Z,A Q,AS	12
-207A	HL79-10		...COLLAR- (V5M902) (SPEC BACC30M10) (OPT HL79-10 (V73197)) (OPT HL79-10 (V92215)) (OPT 66014-10 (V56878)) (OPT HL79-10 (V56878)) (POST SB 767-27-0080) -----*	G-K,A L,AM	12
210	MS15001-1		DELETED		
215	113T1308-2		DELETED		
215A	113T1308-6		...LINK-CTR (PRE SB 767-27-0080)	C,D, G-K,N ,P,AB ,AD,A L,AM AR,AT	1
-215B	113T1308-18		...LINK-CTR	W-Z,A Q,AS	1
-215C	113T1308-18		...LINK-CTR (POST SB 767-27-0080)	G-K,A L,AM	1
217	BACR15BB8D8		..RIVET- (PRE SB 767-27-0080)	C,D, G-K,N ,P,AB ,AD,A L,AM AR,AT	1

**27-51-97**

ILLUSTRATED PARTS LIST  
 01.101 Page 1082S  
 Nov 01/05

FIG. & ITEM	PART NO.	AIRLINE PART NUMBER	NOMENCLATURE 1234567	EFF CODE	QTY PER ASSY
02-220	MS24665-376		.PIN-COTTER	C,D, G-K,N ,P, W-Z,A B,AD, AL AM,A Q-AT	1
225	113T1264-7		.PIN-INNER (OPT ITEM 225A)	C,D, G-K,N ,P, W-Z,A B,AD, AL AM,A Q-AT	1
-225A	113T1264-42		.PIN-INNER (OPT ITEM 225)	C,D, G-K,N ,P, W-Z,A B,AD, AL AM,A Q-AT	1
230	BACN10JD114ASU		.NUT	C,D, G-K,N ,P, W-Z,A B,AD, AL AM,A Q-AT	1

**27-51-97**

 ILLUSTRATED PARTS LIST  
 01.101 Page 1082T  
 Nov 01/05

**BOEING**  
 COMPONENT  
 MAINTENANCE MANUAL

FIG. & ITEM	PART NO.	AIRLINE PART NUMBER	NOMENCLATURE 1234567	EFF CODE	QTY PER ASSY
02-235	113T1263-7		.PIN-OUTER	C,D, G-K,N ,P, W-Z,A B,AD, AL AM,A Q-AT	1
237	AN960C2616		.WASHER	C,D, G-K,N ,P, W-Z,A B,AD, AL AM,A Q-AT	AR
240	113T1254-6		.WASHER	C,D, G-K,N ,P, W-Z,A B,AD, AL AM,A Q-AT	1
242	BACW10BP14PTU		.WASHER	C,D, G-K,N ,P, W-Z,A B,AD, AL AM,A Q-AT	1

**27-51-97**

ILLUSTRATED PARTS LIST  
 01.101 Page 1082U  
 Nov 01/05

FIG. & ITEM	PART NO.	AIRLINE PART NUMBER	NOMENCLATURE 1234567	EFF CODE	QTY PER ASSY
02-245	113T1262-6		.NUT	C,D, G-K,N ,P, W-Z,A B,AD, AL AM,A Q-AT	1
250	113T1302-1		.BEAM ASSY-(9-10) (PRE SB 767-27-0080)	C,D,H ,K	1
-250A	113T1302-6		DELETED		
-250B	113T1302-10		.BEAM ASSY-(9-10)	G,J,N ,P, W-Z,A B,AD, AL,AM AQ-AT	1
-250C	113T1302-10		.BEAM ASSY-(9-10) (POST SB 767-27-0080)	H,K	1
255	113T1362-3		..RETAINER	C,D, G-K,N ,P, W-Z,A B,AD, AL AM,A Q-AT	1
260	113T1362-4		..RETAINER	C,D, G-K,N ,P, W-Z,A B,AD, AL AM,A Q-AT	1
265	BACB30LR3P15		ATTACHING PARTS DELETED		

27-51-97

 ILLUSTRATED PARTS LIST  
 01.101 Page 1082V  
 Nov 01/05

**BOEING**  
 COMPONENT  
 MAINTENANCE MANUAL

FIG. & ITEM	PART NO.	AIRLINE PART NUMBER	NOMENCLATURE	EFF CODE	QTY PER ASSY
R	02- 265A 265B 265C	BACB30LR3P14 BACB30LR3P13 BACB30LH3P13	1234567  DELETED DELETED ..BOLT  -----*-----	C,D, G-K,N  P, W-Z,A B,AD, AL AM,A Q-AT	6
	270	113T1256-2	..SEAL	C,D, G-K,N P, W-Z,A B,AD, AL AM,A Q-AT	2
	275 275A 275B 275C	LHCB24BAD BLP24F236 NC24-3 60B00180-236	DELETED DELETED DELETED ..BEARING	C,D, G-K,N P, W-Z,A B,AD, AL AM,A Q-AT	1
	280	113T1347-15	..BUSHING	C,D, G-K,N P, W-Z,A B,AD, AL AM,A Q-AT	2

**27-51-97**

ILLUSTRATED PARTS LIST  
 01.101 Page 1082W  
 Nov 01/05

FIG. & ITEM	PART NO.	AIRLINE PART NUMBER	NOMENCLATURE 1234567	EFF CODE	QTY PER ASSY
02-285	113T1347-14		..BUSHING	C,D, G-K,N ,P, W-Z,A B,AD, AL AM,A Q-AT	2
290	113T1302-3		..ELEMENT-OUTER (USED ON ITEM 250)	C,D,H ,K	1
-290A	113T1302-7		DELETED		
-290B	113T1302-11		DELETED		
-290C	113T1302-17		DELETED		
-290D	113T1302-11		DELETED		
-290E	113T1302-17		..ELEMENT-OUTER (USED ON ITEMS 250B, 250C)	G-K,N ,P, W-Z,A B,AD, AL,AM AQ-AT	1
295	113T1302-4		..ELEMENT-OUTER (USED ON ITEM 250)	C,D,H ,K	1
-295A	113T1302-8		DELETED		
-295B	113T1302-12		DELETED		
-295C	113T1302-18		DELETED		
-295D	113T1302-18		DELETED		
-295E	113T1302-18		..ELEMENT-OUTER (USED ON ITEMS 250B, 250C)	G-K,N ,P, W-Z,A B,AD, AL,AM AQ-AT	1
-295F	113T1302-12		DELETED		

27-51-97

 ILLUSTRATED PARTS LIST  
 01.101 Page 1082X  
 Nov 01/05



**BOEING**  
 COMPONENT  
 MAINTENANCE MANUAL

FIG. & ITEM	PART NO.	AIRLINE PART NUMBER	NOMENCLATURE 1234567	EFF CODE	QTY PER ASSY
02- 300	HL1012AZ12-26		ATTACHING PARTS ..BOLT- (VOPTK6) (SPEC BACB30NX12K26) (OPT HL12VAZ12-26 (V73197)) (OPT HL12VAZ12-26 (V92215)) (OPT HL12VAZ12-26 (V97928)) (OPT L802-12K26 (V06725)) (OPT HL1012AZ12-26 (V56878)) (OPT HL1012AZ12-26 (V06725)) (OPT HL1012AZ12-26 (V06950)) (OPT HL1012AZ12-26 (V17446)) (OPT HL12AZ12-26 (V56878)) (OPT HL1012AZ12-26 (V60516)) (OPT HL1012AZ12-26 (V73197)) (OPT HL1012AZ12-26 (V97928))	C,D, G-K,N ,P, W-Z,A B,AD, AL AM,A Q-AT	2
305	HL12VAZ12-36		DELETED		

**27-51-97**

ILLUSTRATED PARTS LIST  
 01.101 Page 1082Y  
 Nov 01/05

FIG. & ITEM	PART NO.	AIRLINE PART NUMBER	NOMENCLATURE 1234567	EFF CODE	QTY PER ASSY
02-305A	HL1012AZ12-37		..BOLT- (VOPTK6) (SPEC BACB30NX12K37) (OPT HL12VAZ12-37 (V60516)) (OPT HL12VAZ12-37 (VOPTK6)) (OPT HL12VAZ12-37 (V97928)) (OPT L802-12K37 (V06725)) (OPT HL12VAZ12-37 (V92215)) (OPT HL12VAZ12-37 (V73197)) (OPT HL12VAZ12-37 (V56878)) (OPT HL1012AZ12-37 (V17446)) (OPT HL1012AZ12-37 (V56878)) (OPT HL1012AZ12-37 (V60516)) (OPT HL1012AZ12-37 (V73197)) (OPT HL1012AZ12-37 (V97928))	C,D, G-K,N ,P, W-Z,A B,AD, AL AM,A Q-AT	2
310	HL10VAZ12-11		..BOLT- (V60516) (SPEC BACB30MY12K11) (OPT B30MY12K11 (V97928))	C,D, G-K,N ,P, W-Z,A B,AD, AL AM,A Q-AT	6
315	HL13VAZ12-14		DELETED		

# 27-51-97

 ILLUSTRATED PARTS LIST  
 01.101 Page 1082Z  
 Nov 01/05


**BOEING**  
 COMPONENT  
 MAINTENANCE MANUAL

FIG. & ITEM	PART NO.	AIRLINE PART NUMBER	NOMENCLATURE 1234567	EFF CODE	QTY PER ASSY
02-315A	HL13VAZ12-12		..BOLT- (V56878) (SPEC BACB30NY12K12) (OPT HL13VAZ12-12 (V73197)) (OPT HL13VAZ12-12 (V92215)) (OPT HL13VAZ12-12 (V97928)) (OPT L801-12K12 (V06725)) (OPT HL13VAZ12-12 (V08524)) (OPT HL13V12 (V06725)) (OPT L801-12K12 (VOPTK6))	C,D, G-K,N ,P, W-Z,A B,AD, AL AM,A Q-AT	4
320 320A	HL10VAZ12-12 HL10VAZ12-10		DELETED ..BOLT- (V60516) (SPEC BACB30MY12K10) (OPT B30MY12K10 (V97928))	C,D, G-K,N ,P, W-Z,A B,AD, AL AM,A Q-AT	4
325	HL10VAZ10-8		..BOLT- (V60516) (SPEC BACB30MY10K8) (OPT B30MY10K8 (V97928))	C,D, G-K,N ,P, W-Z,A B,AD, AL AM,A Q-AT	4
330	HL10VAZ8-5		..BOLT- (V60516) (SPEC BACB30MY8K5) (OPT B30MY8K5 (V97928))	C,D, G-K,N ,P, W-Z,A B,AD, AL AM,A Q-AT	8

27-51-97

 ILLUSTRATED PARTS LIST  
 01.101 Page 1083  
 Nov 01/05

FIG. & ITEM	PART NO.	AIRLINE PART NUMBER	NOMENCLATURE	EFF CODE	QTY PER ASSY
02-335	HL1187DU12		1234567 ..COLLAR- (V5M902) (SPEC BACC30X12S) (OPT HL87DU12 (V73197)) (OPT HL87DU12 (V92215)) (OPT HL1187DU12 (V56878)) (OPT HL1187DU12 (V92215)) (OPT HL87DU12 (V56878)) (OPT HL1187DU12 (V73197))	C,D, G-K,N ,P, W-Z,A B,AD, AL AM,A Q-AT	8
340	BACC30AB12		..COLLAR	C,D, G-K,N ,P, W-Z,A B,AD, AL AM,A Q-AT	10
345	BACC30AB10		..COLLAR	C,D, G-K,N ,P, W-Z,A B,AD, AL AM,A Q-AT	4
350	BACC30AB8		..COLLAR  -----*	C,D, G-K,N  ,P, W-Z,A B,AD, AL AM,A Q-AT	8

**27-51-97**

 ILLUSTRATED PARTS LIST  
 01.101 Page 1084  
 Nov 01/05


**BOEING**  
 COMPONENT  
 MAINTENANCE MANUAL

FIG. & ITEM	PART NO.	AIRLINE PART NUMBER	NOMENCLATURE 1234567	EFF CODE	QTY PER ASSY
02-355	MS15720-1		..NIPPLE	C,D, G-K,N ,P, W-Z,A B,AD, AL AM,A Q-AT	1
360	113T1302-5		..ELEMENT-INNER (PRE SB 767-27-0080)	C,D,H ,K	1
-360A	113T1302-9		..ELEMENT-INNER	G,J,N ,P, W-Z,A B,AD, AL,AM AQ-AT	1
-360B	113T1302-9		..ELEMENT-INNER (POST SB 767-27-0080)	H,K	1
365	MS24665-376		.PIN-COTTER	C,D, G-K,N ,P, W-Z,A B,AD, AL AM,A Q-AT	1
370	113T1264-14		.PIN-INNER (OPT ITEM 370A)	C,D, G-K,N ,P, W-Z,A B,AD, AL AM,A Q-AT	1
-370A	113T1264-48		.PIN-INNER (OPT ITEM 370)	C,D, G-K,N ,P, W-Z,A B,AD, AL AM,A Q-AT	1

# 27-51-97

 ILLUSTRATED PARTS LIST  
 01.101 Page 1084A  
 Nov 01/05

FIG. & ITEM	PART NO.	AIRLINE PART NUMBER	NOMENCLATURE 1234567	EFF CODE	QTY PER ASSY
02-375	113T1254-25		.WASHER	C,D, G-K,N ,P, W-Z,A B,AD, AL AM,A Q-AT	2
380	BACN10JD112ASU		.NUT	C,D, G-K,N ,P, W-Z,A B,AD, AL AM,A Q-AT	1
385	113T1263-18		.PIN-OUTER	C,D, G-K,N ,P, W-Z,A B,AD, AL AM,A Q-AT	1
390 390A	113T1254-17 113T1254-41		DELETED .WASHER-SPECIAL	C,D, G-K,N ,P, W-Z,A B,AD, AL AM,A Q-AT	1

# 27-51-97

 ILLUSTRATED PARTS LIST  
 01.101 Page 1084B  
 Nov 01/05


**BOEING**  
 COMPONENT  
 MAINTENANCE MANUAL

FIG. & ITEM	PART NO.	AIRLINE PART NUMBER	NOMENCLATURE 1234567	EFF CODE	QTY PER ASSY
02-395	113T1262-9		.NUT	C,D, G-K,N ,P, W-Z,A B,AD, AL AM,A Q-AT	1
400	113T1320-1		.LINK ASSY-(2-8)	C,D, G-K,N ,P, W-Z,A B,AD, AL AM,AR ,AT	2
R 400A	113T1320-1		.LINK ASSY-(2-8) (OPT ITEM 400C)	AQ,AS	2
R 400B	113T1320-1		DELETED		
R -400C	113T1320-3		.LINK ASSY-(2-8) (OPT ITEM 400A)	AQ,AS	2
405	113T1362-18		..RETAINER-BRG	C,D, G-K,N ,P, W-Z,A B,AD, AL AM,A Q-AT	2

27-51-97

 ILLUSTRATED PARTS LIST  
 01.101 Page 1084C  
 Nov 01/05

FIG. & ITEM	PART NO.	AIRLINE PART NUMBER	NOMENCLATURE	EFF CODE	QTY PER ASSY
02-410	113T1362-19		..RETAINER-BRG	C,D, G-K,N ,P, W-Z,A B,AD, AL AM,A Q-AT	2
415 415A	BACB30LJ4HSU17 BACB30LJ4HSU11		ATTACHING PARTS DELETED ..BOLT  -----*	C,D, G-K,N  ,P, W-Z,A B,AD, AL AM,A Q-AT	6
420	113T1256-3		..SEAL	C,D, G-K,N ,P, W-Z,A B,AD, AL AM,A Q-AT	4
425 425A 425B 425C 425D	60B00180-234 ASB26-101 HSP21-106 HSP26-106 BLP26F		DELETED DELETED DELETED DELETED DELETED		

**27-51-97**

 ILLUSTRATED PARTS LIST  
 01.101 Page 1084D  
 Nov 01/05




**BOEING**  
 COMPONENT  
 MAINTENANCE MANUAL

FIG. & ITEM	PART NO.	AIRLINE PART NUMBER	NOMENCLATURE 1234567	EFF CODE	QTY PER ASSY
02-425E	NC26-1		..BEARING- (V56644) (SPEC 60B00180-234) (OPT ASB26-101 (VS0352)) (OPT LHCB26BA (V73134)) (OPT HSP21-106 (V02758)) (OPT HSP26-106 (V02758)) (OPT BLP26F234 (V16746)) (OPT LHCB24BA (V73134)) (OPT ASSB26-4 (V15860)) (OPT CG3102 (V25099))	C,D, G-K,N ,P, W-Z,A B,AD, AL AM,A Q-AT	2
R -425F	ASSB26-4		..BEARING- (V15860) (SPEC 60B00180-234) (OPT ASB26-101 (VS0352)) (OPT LHCB26BA (V73134)) (OPT HSP21-106 (V02758)) (OPT HSP26-106 (V02758)) (OPT BLP26F234 (V16746)) (OPT LHCB24BA (V73134)) (OPT CG3102 (V25099))	C,D, G-K,N ,P, W-Z,A B,AD, AL AM,A Q-AT	2
430	MS15004-1		..FITTING	C,D, G-K,N ,P, W-Z,A B,AD, AL AM,AR ,AT	2

27-51-97

 ILLUSTRATED PARTS LIST  
 01.101 Page 1084E  
 Nov 01/05

FIG. & ITEM	PART NO.	AIRLINE PART NUMBER	NOMENCLATURE 1234567	EFF CODE	QTY PER ASSY
R 02- -430A	MS15004-1		..FITTING- (OPT ITEM 430B)	AQ,AS	2
R -430B	AS15004-1		..FITTING- (OPT ITEM 430A)	AQ,AS	2
435	113T1320-2		..LINK- (USED ON ITEMS 400, 400A)	C,D, G-K,N ,P, W-Z,A B,AD, AL AM,A Q-AT	1
R -435A	113T1320-4		..LINK- (USED ON ITEM 400B)	AQ,AS	1
440	MS24665-376		.PIN-COTTER	C,D, G-K,N ,P, W-Z,A B,AD, AL AM,A Q-AT	1
445	113T1264-16		.PIN-INNER (OPT ITEM 445A)	C,D, G-K,N ,P, W-Z,A B,AD, AL AM,A Q-AT	1
-445A	113T1264-50		.PIN-INNER (OPT ITEM 445)	C,D, G-K,N ,P, W-Z,A B,AD, AL AM,A Q-AT	1

**27-51-97**

 ILLUSTRATED PARTS LIST  
 01.101 Page 1084F  
 Nov 01/05

**BOEING**  
 COMPONENT  
 MAINTENANCE MANUAL

FIG. & ITEM	PART NO.	AIRLINE PART NUMBER	NOMENCLATURE 1234567	EFF CODE	QTY PER ASSY
02-450	113T1254-13		.WASHER	C,D, G-K,N ,P, W-Z,A B,AD, AL AM,A Q-AT	2
455	BACN10JD112ASU		.NUT	C,D, G-K,N ,P, W-Z,A B,AD, AL AM,A Q-AT	1
460	113T1263-20		.PIN-OUTER	C,D, G-K,N ,P, W-Z,A B,AD, AL AM,A Q-AT	1
465	113T1254-26		.WASHER	C,D, G-K,N ,P, W-Z,A B,AD, AL AM,A Q-AT	1

**27-51-97**

ILLUSTRATED PARTS LIST  
 01.101 Page 1084G  
 Nov 01/05

FIG. & ITEM	PART NO.	AIRLINE PART NUMBER	NOMENCLATURE 1234567	EFF CODE	QTY PER ASSY
02-470	113T1262-9		.NUT	C,D, G-K,N ,P, W-Z,A B,AD, AL AM,A Q-AT	1
475	113T1322-1		.LINK ASSY-(3-10) (PRE SB 767-27-0196)	C,D	1
-475A	113T1322-5		.LINK ASSY-(3-10) (PRE SB 767-27-0196)	G-K,N ,P, W-Z,A B,AD, AL,AM	1
-475B	113T1322-7		.LINK ASSY-(3-10) (PRE SB 767-27-0196)	AR,AT	1
R -475C	113T1322-7		.LINK ASSY-(3-10) (PRE SB 767-27-0196) (OPT ITEM 475D)	AQ,AS	1
R -475D	113T1322-9		.LINK ASSY-(3-10) (PRE SB 767-27-0196) (OPT ITEM 475C)	AQ,AS	1
-475E	113T1322-1		.LINK ASSY-(3-10) (POST SB 767-27-0196) (OPT ITEM 475K)	C,D	1
-475F	113T1322-5		.LINK ASSY-(3-10) (POST SB 767-27-0196) (OPT ITEM 475K)	G-K,N ,P, W-Z,A B,AD, AL,AM	1
-475G	113T1322-7		.LINK ASSY-(3-10) (POST SB 767-27-0196) (OPT ITEM 475K)	AR,AT	1
R -475H	113T1322-7		.LINK ASSY-(3-10) (POST SB 767-27-0196) (OPT ITEMS 475J,475K)	AQ,AS	1
R -475J	113T1322-9		.LINK ASSY-(3-10) (POST SB 767-27-0196) (OPT ITEMS 475H,475K)	AQ,AS	1

# 27-51-97

 ILLUSTRATED PARTS LIST  
 01.1 Page 1084H  
 Nov 01/05


**BOEING**  
 COMPONENT  
 MAINTENANCE MANUAL

FIG. & ITEM	PART NO.	AIRLINE PART NUMBER	NOMENCLATURE 1234567	EFF CODE	QTY PER ASSY
02- -475K	113T1322-12		.LINK ASSY-(3-10) (POST SB 767-27-0196) (OPT ITEMS 475E,475F, 475G,475H,475J)	C,D, G-K,N ,P, W-Z,A B,AD, AL,AM AQ-AT	1
480	113T1362-12		..RETAINER-BRG (ITEM 480 WITH ITEM 485 ARE OPT TO ITEM 487 WITH ITEM 489) (USED WITH ITEM 485) (USED ON ITEMS 475,475A, 475E,475F)	C,D, G-K,N ,P, W-Z,A B,AD, AL,AM	2
485	113T1362-13		..RETAINER-BRG (ITEM 480 WITH ITEM 485 ARE OPT TO ITEM 487 WITH ITEM 489) (USED WITH ITEM 480) (USED ON ITEMS 475,475A, 475E,475F)	C,D, G-K,N ,P, W-Z,A B,AD, AL,AM	2
-487	113T1362-25		..RETAINER-BRG (ITEM 480 WITH ITEM 485 ARE OPT TO ITEM 487 WITH ITEM 489) (USED WITH ITEM 489) (USED ON ITEMS 475,475A, 475E,475F)	C,D, G-K,N ,P, W-Z,A B,AD, AL,AM	2
-487A	113T1362-25		..RETAINER-BRG (USED WITH ITEM 489A) (USED ON ITEMS 475B, 475C,475D,475G,475H, 475J,475K)	C,D, G-K,N ,P, W-Z,A B,AD, AL,AM AQ-AT	2

27-51-97

 ILLUSTRATED PARTS LIST  
 01.1 Page 1084I  
 Nov 01/05

FIG. & ITEM	PART NO.	AIRLINE PART NUMBER	NOMENCLATURE 1234567	EFF CODE	QTY PER ASSY
02- -489	113T1362-26		..RETAINER-BRG (ITEM 480 WITH ITEM 485 ARE OPT TO ITEM 487 WITH ITEM 489) (USED WITH ITEM 487) (USED ON ITEMS 475,475A, 475E,475F)	C,D, G-K,N ,P, W-Z,A B,AD, AL,AM	2
-489A	113T1362-26		..RETAINER-BRG (USED WITH ITEM 487A) (USED ON ITEMS 475B, 475C,475D,475G,475H, 475J,475K)	C,D, G-K,N ,P, W-Z,A B,AD, AL,AM AQ-AT	2
490	BACB30LJ4H17		ATTACHING PARTS ..BOLT (USED ON ITEMS 475,475A, 475E,475F)	C,D, G-K,N ,P, W-Z,A B,AD, AL,AM	6
-490A	BACB30LJ4HSU17		..BOLT (USED ON ITEMS 475B, 475C,475D,475G,475H, 475J,475K)	C,D, G-K,N ,P, W-Z,A B,AD, AL,AM AQ-AT	6
495	113T1256-5		-----*----- ..SEAL	C,D, G-K,N ,P, W-Z,A B,AD, AL,AM AQ-AT	4

27-51-97

 ILLUSTRATED PARTS LIST  
 01.1 Page 1084J  
 Nov 01/05


**BOEING**  
 COMPONENT  
 MAINTENANCE MANUAL

FIG. & ITEM	PART NO.	AIRLINE PART NUMBER	NOMENCLATURE 1234567	EFF CODE	QTY PER ASSY
R 02-500	LHCB24BAC		DELETED		
500A	LHCB26BAC		DELETED		
500B	HSP26-107		DELETED		
R 500C	NC26-2		..BEARING- (V02758) (SPEC 60B00180-235) (OPT ASB26-102 (VS0352)) (OPT B2116-235 (V16746)) (OPT HSP26-107 (V02758)) (OPT LHCB26BAC (V73134)) (USED ON ITEMS 475,475A, 475B,475C,475D) (PRE SB 767-27-0196)	C,D, G-K,N ,P, W-Z,A B,AD, AL,AM AQ-AT	2
R -500D	BACB10JA26- ABNJ01		..BEARING- (USED ON ITEMS 475E, 475F,475G,475H,475J) (POST SB 767-27-0196)	C,D, G-K,N ,P, W-Z,A B,AD, AL,AM AQ-AT	2
R -500E	BACB10JA26- ABNJ01		..BEARING- (USED ON ITEM 475K)	C,D, G-K,N ,P, W-Z,A B,AD, AL,AM AQ-AT	2
505	MS15001-1		..FITTING (USED ON ITEMS 475,475E)	C,D	2
-505A	MS15001-4		..FITTING (USED ON ITEMS 475A, 475F)	G-K,N ,P, W-Z,A B,AD, AL,AM AQ-AT	2
-505B	MS15004-3		..FITTING (USED ON ITEMS 475B, 475C,475G,475H)	C,D	2
R -505C	MS15004-3		DELETED		

27-51-97

 ILLUSTRATED PARTS LIST  
 01.1 Page 1084K  
 Nov 01/05

FIG. & ITEM	PART NO.	AIRLINE PART NUMBER	NOMENCLATURE 1234567	EFF CODE	QTY PER ASSY
R 02- -505D	AS15004-3		..FITTING- (OPT ITEM 505E) (USED ON ITEMS 475D, 475J,475K)	C,D, G-K,N ,P, W-Z,A B,AD, AL,AM AQ-AT	2
R -505E	MS15004-1		..FITTING- (OPT ITEM 505D) (USED ON ITEMS 475D, 475J,475K)	C,D, G-K,N ,P, W-Z,A B,AD, AL,AM AQ-AT	2
510	113T1322-2		..BOND ASSY (USED ON ITEMS 475,475A, 475E,475F)	C,D, G-K,N ,P, W-Z,A B,AD, AL,AM AQ-AT	1
-510A	113T1322-8		..BOND ASSY- (USED ON ITEMS 475B, 475C,475G,475H)	AQ-AT	1
515	BACB28U4C104		...BUSHING	C,D, G-K,N ,P, W-Z,A B,AD, AL AM	2
-515A	BACB28U4G104		...BUSHING	AQ-AT	2

# 27-51-97

 ILLUSTRATED PARTS LIST  
 01.1 Page 1084L  
 Nov 01/05




**BOEING**  
 COMPONENT  
 MAINTENANCE MANUAL

FIG. & ITEM	PART NO.	AIRLINE PART NUMBER	NOMENCLATURE 1234567	EFF CODE	QTY PER ASSY
02-520	113T1322-4		...PLATE-OUTER	C,D, G-K,N ,P, W-Z,A B,AD, AL,AM AQ-AT	2
525	113T1322-3		...PLATE-CTR	C,D, G-K,N ,P, W-Z,A B,AD, AL,AM AQ-AT	1
526	113T1322-10		..PLATE-CENTER (USED ON ITEMS 475D, 475J,475K)	C,D, G-K,N ,P, W-Z,A B,AD, AL,AM AQ-AT	1
529	113T1322-11		..PLATE-OUTER (USED ON ITEMS 475D, 475J,475K)	C,D, G-K,N ,P, W-Z,A B,AD, AL,AM AQ-AT	1
530	113T1314-7		DELETED		

27-51-97

ILLUSTRATED PARTS LIST

01.1 Page 1084M

Nov 01/05

FIG. & ITEM	PART NO.	AIRLINE PART NUMBER	NOMENCLATURE 1234567	EFF CODE	QTY PER ASSY
02-					
530A	113T1314-9		DELETED		
530B	113T1314-15		.FITTING ASSY-(1-3) (OPT ITEM 530C) (PRE SB 767-27-0080)	C,G,H	1
-530C	113T1314-17		.FITTING ASSY-(1-3) (OPT ITEM 530B) (PRE SB 767-27-0080)	C,G,H	1
-530D	113T1314-15		DELETED		
-530E	113T1314-17		DELETED		
530F	113T1499-1		DELETED		
-530G	113T1314-27		.FITTING ASSY-(1-3)	W	1
-530H	113T1314-33		.FITTING ASSY-(1-3) (VARIABLE) (PRE SB 767-27-0080)	AL	1
530P	113T1499-1		.FITTING ASSY-(1-3)	N,AR	1
-530Q	113T1499-11		.FITTING ASSY-(1-3)	X,AQ	1
-530R	113T1499-13		.FITTING ASSY-(1-3) (VARIABLE)	AB	1
-530S	113T1499-11		.FITTING ASSY-(1-3) (POST SB 767-27-0080)	G,H,A L	1
-531	113T1314-8		DELETED		
-531A	113T1314-10		DELETED		
-531B	113T1314-16		.FITTING ASSY-(1-3) (OPT ITEM 531C) (PRE SB 767-27-0080)	D,J,K	1
-531C	113T1314-18		.FITTING ASSY-(1-3) (OPT ITEM 531B) (PRE SB 767-27-0080)	D,J,K	1
-531D	113T1314-16		DELETED		
-531E	113T1314-18		DELETED		
-531F	113T1499-2		DELETED		
-531G	113T1314-28		.FITTING ASSY-(1-3)	Y	1
-531H	113T1314-34		.FITTING ASSY-(1-3) (VARIABLE) (PRE SB 767-27-0080)	AM	1
-531P	113T1499-2		.FITTING ASSY-(1-3)	P,AT	1
-531Q	113T1499-12		.FITTING ASSY-(1-3)	Z,AS	1
-531R	113T1499-14		.FITTING ASSY-(1-3) (VARIABLE)	AD	1
-531S	113T1499-12		.FITTING ASSY-(1-3) (POST SB 767-27-0080)	J,K,A M	1

# 27-51-97

 ILLUSTRATED PARTS LIST  
 01.101 Page 1084N  
 Nov 01/05


**BOEING**  
 COMPONENT  
 MAINTENANCE MANUAL

FIG. & ITEM	PART NO.	AIRLINE PART NUMBER	NOMENCLATURE 1234567	EFF CODE	QTY PER ASSY
02-532	HL10VAZ12-17		..BOLT- (V60516) (SPEC BACB30MY12K17) (OPT B30MY12K17 (V97928))	C,D, G-K,N ,P, W-Z,A B,AD, AL AM,A Q-AT	1
533	HL79-12		..COLLAR- (V5M902) (SPEC BACC30M12) (OPT HL79-12 (V73197)) (OPT HL79-12 (V92215)) (OPT 66014-12 (V56878)) (OPT HL79-12 (V56878))	C,D, G-K,N ,P, W-Z,A B,AD, AL AM,A Q-AT	1
534	113T1829-1		..STUD	C,D, G-K,N ,P, W-Z,A B,AD, AL AM,A Q-AT	1
535 535A	113T1829-2 113T1829-5		DELETED ..WASHER	C,D, G-K,N ,P, W-Z,A B,AD, AL AM,A Q-AT	1
536	BACW10BP8ACU		..WASHER	C,D, G-K,N ,P, W-Z,A B,AD, AL AM,A Q-AT	1

27-51-97

 ILLUSTRATED PARTS LIST  
 01.101 Page 10840  
 Nov 01/05

FIG. & ITEM	PART NO.	AIRLINE PART NUMBER	NOMENCLATURE 1234567	EFF CODE	QTY PER ASSY
02-537	H10-8BAC		..NUT- (V15653) (SPEC BACN10JC8) (OPT RMLH9074-8 (V72962)) (OPT BMN4122AD3-8 (V08524)) (OPT RMLH9074-8 (V72962)) (OPT BMN4122AD3-8 (V97928))	C,D, G-K,N ,P, W-Z,A B,AD, AL AM,A Q-AT	1
538	BACB28AP08-091		DELETED		
538A	BACB28AP08-086		DELETED		
538B	BACB28AP08P086		..BUSHING	C,D, G-K,N ,P, W-Z,A B,AD, AL AM,A Q-AT	1
539	113T1347-29		..BUSHING	C,D, G-K,N ,P, W-Z,A B,AD, AL AM,A Q-AT	2
540	113T1347-28		..BUSHING	C,D, G-K,N ,P, W-Z,A B,AD, AL AM,A Q-AT	2

# 27-51-97

 ILLUSTRATED PARTS LIST  
 01.101 Page 1084P  
 Nov 01/05


**BOEING**  
 COMPONENT  
 MAINTENANCE MANUAL

FIG. & ITEM	PART NO.	AIRLINE PART NUMBER	NOMENCLATURE 1234567	EFF CODE	QTY PER ASSY
02-545	113T1347-26		..BUSHING	C,D, G-K,N ,P, W-Z,A B,AD, AL AM,A Q-AT	2
550	113T1347-27		..BUSHING	C,D, G-K,N ,P, W-Z,A B,AD, AL AM,A Q-AT	2
550G	HL10VAZ10-13		..BOLT- (V60516) (SPEC BACB30MY10K13) (OPT B30MY10K13 (V97928))	N,P,X ,Z,AB ,AD,A Q-AT	7
-550H	HL10VAZ10-13		..BOLT- (V60516) (SPEC BACB30MY10K13) (OPT B30MY10K13 (V97928)) (POST SB 767-27-0080)	G-K,A L,AM	7
550K	HL11VAZ10-13		..BOLT- (V60516) (SPEC BACB30NW10K13) (OPT HL11VAZ10-13 (V73197)) (OPT HL11VAZ10-13 (V92215)) (OPT L803-10K13 (V06725)) (OPT B30NW10K13 (V97928)) (OPT HL11VAZ10-13 (V97928)) (OPT HL11VAZ10-13 (V0PTK6)) (OPT HL11VAZ10-13 (V56878))	N,P,X ,Z,AB ,AD,A Q-AT	1

27-51-97

 ILLUSTRATED PARTS LIST  
 01.101 Page 1084Q  
 Nov 01/05

FIG. & ITEM	PART NO.	AIRLINE PART NUMBER	NOMENCLATURE 1234567	EFF CODE	QTY PER ASSY
02- -550L	HL11VAZ10-13		..BOLT- (V60516) (SPEC BACB30NW10K13) (OPT HL11VAZ10-13 (V73197)) (OPT HL11VAZ10-13 (V92215)) (OPT L803-10K13 (V06725)) (OPT B30NW10K13 (V97928)) (OPT HL11VAZ10-13 (V97928)) (OPT HL11VAZ10-13 (V0PTK6)) (OPT HL11VAZ10-13 (V56878)) (POST SB 767-27-0080)	G-K,A L,AM	1
550P	HL10VAZ10-12		..BOLT- (V60516) (SPEC BACB30MY10K12) (OPT B30MY10K12 (V97928))	N,P,X Z,AB AD,A Q-AT	9
-550Q	HL10VAZ10-12		..BOLT- (V60516) (SPEC BACB30MY10K12) (OPT B30MY10K12 (V97928)) (POST SB 767-27-0080)	G-K,A L,AM	9

**27-51-97**

 ILLUSTRATED PARTS LIST  
 01.101 Page 1084R  
 Nov 01/05


**BOEING**  
 COMPONENT  
 MAINTENANCE MANUAL

FIG. & ITEM	PART NO.	AIRLINE PART NUMBER	NOMENCLATURE 1234567	EFF CODE	QTY PER ASSY
02-550T	HL11VAZ10-12		..BOLT- (V60516) (SPEC BACB30NW10K12) (OPT B30NW10K12 (V97928)) (OPT HL11VAZ10-12 (V73197)) (OPT HL11VAZ10-12 (V92215)) (OPT HL11VAZ10-12 (V97928)) (OPT L803-10K12 (V06725)) (OPT HL11VAZ10-12 (V0PTK6)) (OPT HL11VAZ10-12 (V56878))	N,P,X ,Z,AB ,AD,A Q-AT	1
-550U	HL11VAZ10-12		..BOLT- (V60516) (SPEC BACB30NW10K12) (OPT B30NW10K12 (V97928)) (OPT HL11VAZ10-12 (V73197)) (OPT HL11VAZ10-12 (V92215)) (OPT HL11VAZ10-12 (V97928)) (OPT L803-10K12 (V06725)) (OPT HL11VAZ10-12 (V0PTK6)) (OPT HL11VAZ10-12 (V56878))	G-K,A L,AM	1
551	HL10VAZ10-14		..BOLT- (V60516) (SPEC BACB30MY10K14) (OPT B30MY10K14 (V97928))	N,P,X ,Z,AB ,AD,A Q-AT	2

27-51-97

 ILLUSTRATED PARTS LIST  
 01.101 Page 1084S  
 Nov 01/05

FIG. & ITEM	PART NO.	AIRLINE PART NUMBER	NOMENCLATURE 1234567	EFF CODE	QTY PER ASSY
02- -551A	HL10VAZ10-14		..BOLT- (V60516) (SPEC BACB30MY10K14) (OPT B30MY10K14 (V97928)) (POST SB 767-27-0080)	G-K,A L,AM	2
551G	HL10VAZ10-9		..BOLT- (V60516) (SPEC BACB30MY10K9) (OPT B30MY10K9 (V97928))	N,P,X Z,AB AD,A Q-AT	10
-551H	HL10VAZ10-9		..BOLT- (V60516) (SPEC BACB30MY10K9) (OPT B30MY10K9 (V97928)) (POST SB 767-27-0080)	G-K,A L,AM	10
551P	HL10VAZ10-10		..BOLT- (V60516) (SPEC BACB30MY10K10) (OPT B30MY10K10 (V97928))	N,P,X Z,AB AD,A Q-AT	10
-551Q	HL10VAZ10-10		..BOLT- (V60516) (SPEC BACB30MY10K10) (OPT B30MY10K10 (V97928)) (POST SB 767-27-0080)	G-K,A L,AM	10
552	HL10VAZ10-11		..BOLT- (V60516) (SPEC BACB30MY10K11) (OPT B30MY10K11 (V97928))	N,P,X Z,AB AD,A Q-AT	4
-552A	HL10VAZ10-11		..BOLT- (V60516) (SPEC BACB30MY10K11) (OPT B30MY10K11 (V97928)) (POST SB 767-27-0080)	G-K,A L,AM	4

# 27-51-97

 ILLUSTRATED PARTS LIST  
 01.101 Page 1084T  
 Nov 01/05




**BOEING**  
 COMPONENT  
 MAINTENANCE MANUAL

FIG. & ITEM	PART NO.	AIRLINE PART NUMBER	NOMENCLATURE 1234567	EFF CODE	QTY PER ASSY
02-552G	HL79-10		..COLLAR- (V5M902) (SPEC BACC30M10) (OPT HL79-10 (V73197)) (OPT HL79-10 (V92215)) (OPT 66014-10 (V56878)) (OPT HL79-10 (V56878))	N,P,X ,Z,AB ,AD,A Q-AT	44
-552H	HL79-10		..COLLAR- (V5M902) (SPEC BACC30M10) (OPT HL79-10 (V73197)) (OPT HL79-10 (V92215)) (OPT 66014-10 (V56878)) (OPT HL79-10 (V56878)) (POST SB 767-274-0080)	G-K,A L,AM	44
R 552P	HL10VAZ12-15		..BOLT- (V60516) (SPEC BACB30MY12K15) (OPT B30MY12K15 (V97928))	N,P,X ,Z,AB ,AD,A Q-AT	5
-552Q	HL10VAZ12-15		..BOLT- (V60516) (SPEC BACB30MY12K15) (OPT B30MY12K15 (V97928)) (POST SB 767-27-0080)	G-K,A L,AM	3
R 553	HL10VAZ12-16		..BOLT- (V60516) (SPEC BACB30MY12K16) (OPT B30MY12K16 (V97928))	N,P,X ,Z,AB ,AD,A Q-AT	3
-553A	HL10VAZ12-16		..BOLT- (V60516) (SPEC BACB30MY12K16) (OPT B30MY12K16 (V97928)) (POST SB 767-27-0080)	G-K,A L,AM	2

27-51-97

 ILLUSTRATED PARTS LIST  
 01.101 Page 1084U  
 Nov 01/05

FIG. & ITEM	PART NO.	AIRLINE PART NUMBER	NOMENCLATURE 1234567	EFF CODE	QTY PER ASSY
02-553G	HL10VAZ12-14		..BOLT- (V60516) (SPEC BACB30MY12K14) (OPT B30MY12K14 (V97928))	N,P,X ,Z,AB ,AD,A Q-AT	2
-553H	HL10VAZ12-14		..BOLT- (V60516) (SPEC BACB30MY12K14) (OPT B30MY12K14 (V97928)) (POST SB 767-27-0080)	G-K,A L,AM	2
R 553P	HL10VAZ12-17		..BOLT- (V60516) (SPEC BACB30MY12K17) (OPT B30MY12K17 (V97928))	N,P,X ,Z,AB ,AD,A Q-AT	2
-553Q	HL10VAZ12-17		..BOLT- (V60516) (SPEC BACB30MY12K17) (OPT B30MY12K17 (V97928)) (POST SB 767-27-0080)	G-K,A L,AM	1
R 554	BACC30MY12		DELETED		
R 554A	HL79-12		..COLLAR- (V5M902) (SPEC BACC30M12) (OPT HL79-12 (V73197)) (OPT HL79-12 (V92215)) (OPT 66014-12 (V56878)) (OPT HL79-12 (V56878))	N,P,X ,Z,AB ,AD,A Q-AT	8

**27-51-97**

 ILLUSTRATED PARTS LIST  
 01.101 Page 1084V  
 Nov 01/05


**BOEING**  
 COMPONENT  
 MAINTENANCE MANUAL

FIG. & ITEM	PART NO.	AIRLINE PART NUMBER	NOMENCLATURE 1234567	EFF CODE	QTY PER ASSY
02- -554B	HL79-12		..COLLAR- (V5M902) (SPEC BACC30M12) (OPT HL79-12 (V73197)) (OPT HL79-12 (V92215)) (OPT 66014-12 (V56878)) (OPT HL79-12 (V56878)) (POST SB 767-27-0080)	G-K,A L,AM	6
R 554G	HL82-12APBW		..COLLAR- (V5M902) (SPEC BACC30AG12) (OPT HL82-12APBW (V56878)) (OPT HL82-12APBW (V73197))	N,P,X ,Z,AB ,AD,A Q-AT	4
-554H	HL82-12APBW		..COLLAR- (V5M902) (SPEC BACC30AG12) (OPT HL82-12APBW (V56878)) (OPT HL82-12APBW (V73197)) (POST SB 767-27-0080)	G-K,A L,AM	2
-555	113T1314-3		..STRAP-OUTER (USED ON ITEM 531B) (PRE SB 767-27-0080)	D,J,K	1
-555A	113T1395-3		..STRAP-OUTER (USED ON ITEM 531C) (PRE SB 767-27-0080)	D,J,K ,AM	1
-555B	113T1499-7		DELETED		
-555C	113T1395-31		DELETED		
-555D	113T1314-31		..STRAP-OUTER	Y	1
557	113T1499-7		..STRAP-OUTER	N,P,A B,AD, AR,AT	1
-557A	113T1314-31		..STRAP-OUTER	X,Z,A Q,AS	1
-557B	113T1314-31		..STRAP-OUTER (POST SB 767-27-0080)	G-K,A L,AM	1

27-51-97

 ILLUSTRATED PARTS LIST  
 01.101 Page 1084W  
 Nov 01/05

FIG. & ITEM	PART NO.	AIRLINE PART NUMBER	NOMENCLATURE 1234567	EFF CODE	QTY PER ASSY
02-560	113T1314-4		..STRAP-OUTER (USED ON ITEM 530B) (PRE SB 767-27-0080)	C,G,H	1
-560A	113T1395-4		..STRAP-OUTER (USED ON ITEM 530C) (PRE SB 767-27-0080)	C,G,H ,AM	1
-560B	113T1499-8		DELETED		
-560C	113T1395-32		DELETED		
-560D	113T1314-32		..STRAP-OUTER	W	1
563	113T1499-8		..STRAP-OUTER	N,P,A B,AD, AR,AT X,Z,A Q,AS	1
-563A	113T1314-32		..STRAP-OUTER	G-K,A L,AM	1
-563B	113T1314-32		..STRAP-OUTER (POST SB 767-27-0080) ATTACHING PARTS		
565	HL10VAZ10-13		..BOLT- (V60516) (SPEC BACB30MY10K13) (OPT B30MY10K13 (V97928)) (PRE SB 767-27-0080)	C,D, G-K,W ,Y,AL ,AM	2
570	HL10VAZ10-11		..BOLT- (V60516) (SPEC BACB30MY10K11) (OPT B30MY10K11 (V97928)) (PRE SB 767-27-0080)	C,D, G-K,W ,Y,AL ,AM	9

# 27-51-97

 ILLUSTRATED PARTS LIST  
 01.101 Page 1084X  
 Nov 01/05


**BOEING**  
 COMPONENT  
 MAINTENANCE MANUAL

FIG. & ITEM	PART NO.	AIRLINE PART NUMBER	NOMENCLATURE 1234567	EFF CODE	QTY PER ASSY
02-572	HL11VAZ10-11		..BOLT- (V60516) (SPEC BACB30NW10K11) (OPT B30NW10K11 (V97928)) (OPT HL11VAZ10-11 (V73197)) (OPT HL11VAZ10-11 (V92215)) (OPT HL11VAZ10-11 (V97928)) (OPT L803-10K11 (V06725)) (OPT HL11VAZ10-11 (V0PTK6)) (OPT HL11VAZ10-11 (V56878)) (PRE SB 767-27-0080)	C,D, G-K,W Y,AL AM	1
575	HL10VAZ10-8		..BOLT- (V60516) (SPEC BACB30MY10K8) (OPT B30MY10K8 (V97928)) (PRE SB 767-27-0080)	C,D, G-K	10
577	HL10VAZ10-8		..BOLT- (V60516) (SPEC BACB30MY10K8) (OPT B30MY10K8 (V97928)) (PRE SB 767-27-0080)	W,Y,A L,AM	5

# 27-51-97

 ILLUSTRATED PARTS LIST  
 01.101 Page 1084Y  
 Nov 01/05

FIG. & ITEM	PART NO.	AIRLINE PART NUMBER	NOMENCLATURE 1234567	EFF CODE	QTY PER ASSY
02-579	HL1012AZ10-8		..BOLT- (VOPTK6) (SPEC BACB30NX10K8) (OPT HL12VAZ10-8 (V73197)) (OPT HL12VAZ10-8 (V92215)) (OPT HL12VAZ10-8 (V97928)) (OPT L802-10K8 (V06725)) (OPT HL12VAZ10-8 (V56878)) (OPT HL1012AZ10-8 (V06725)) (OPT HL1012AZ10-8 (V06950)) (OPT HL1012AZ10-8 (V17446)) (OPT HL1012AZ10-8 (V56878)) (OPT HL1012AZ10-8 (V60516)) (OPT HL1012AZ10-8 (V73197)) (OPT HL1012AZ10-8 (V97928)) (PRE SB 767-27-0080)	W,Y,A L,AM	5
580	HL10VAZ10-10		DELETED		
581	HL10VAZ12-16		..BOLT- (V60516) (SPEC BACB30MY12K16) (OPT B30MY12K16 (V97928)) (PRE SB 767-27-0080)	C,D, G-K,W Y,AL AM	2

**27-51-97**

 ILLUSTRATED PARTS LIST  
 01.101 Page 1084Z  
 Nov 01/05


**BOEING**  
 COMPONENT  
 MAINTENANCE MANUAL

FIG. & ITEM	PART NO.	AIRLINE PART NUMBER	NOMENCLATURE 1234567	EFF CODE	QTY PER ASSY
02-583	HL10VAZ12-13		..BOLT- (V60516) (SPEC BACB30MY12K13) (OPT B30MY12K13 (V97928)) (PRE SB 767-27-0080)	C,D, G-K,W ,Y,AL ,AM	3
585	HL10VAZ12-15		..BOLT- (V60516) (SPEC BACB30MY12K15) (OPT B30MY12K15 (V97928)) (PRE SB 767-27-0080)	C,D, G-K,W ,Y,AL ,AM	2
587	HL1187DU10		..COLLAR- (V5M902) (SPEC BACC30X10S) (OPT HL87DU10 (V73197)) (OPT HL87DU10 (V92215)) (OPT HL1187DU10 (V56878)) (OPT HL1187DU10 (V92215)) (OPT HL87DU10 (V56878)) (OPT HL1187DU10 (V73197)) (PRE SB 767-27-0080)	W,Y,A L,AM	5
590	HL79-10		..COLLAR- (V5M902) (SPEC BACC30M10) (OPT HL79-10 (V73197)) (OPT HL79-10 (V92215)) (OPT 66014-10 (V56878)) (OPT HL79-10 (V56878)) (PRE SB 767-27-0080)	C,D, G-K	22

27-51-97

 ILLUSTRATED PARTS LIST  
 01.101 Page 1085  
 Nov 01/05

FIG. & ITEM	PART NO.	AIRLINE PART NUMBER	NOMENCLATURE 1234567	EFF CODE	QTY PER ASSY
02-593	HL79-10		..COLLAR- (V5M902) (SPEC BACC30M10) (OPT HL79-10 (V73197)) (OPT HL79-10 (V92215)) (OPT 66014-10 (V56878)) (OPT HL79-10 (V56878)) (PRE SB 767-27-0080)	W,Y,A L,AM	17
595	HL79-12		..COLLAR- (V5M902) (SPEC BACC30M12) (OPT HL79-12 (V73197)) (OPT HL79-12 (V92215)) (OPT 66014-12 (V56878)) (OPT HL79-12 (V56878)) (PRE SB 767-27-0080)	C,D, G-K,W ,Y,AL ,AM	5
600 600A	BACC30AG HL82-12APBW		DELETED ..COLLAR- (V5M902) (SPEC BACC30AG12) (OPT HL82-12APBW (V56878)) (OPT HL82-12APBW (V73197)) (PRE SB 767-27-0080)	C,D, G-K,W ,Y,AL ,AM	2
605	MS15001-1		-----*----- ..FITTING	C,D, G-K,N ,P,W, Y,AB, AD,AL AM,AR ,AT	1
R -605A	MS15001-1		..FITTING- (OPT ITEM 605B)	X,Z,A Q,AS	1
R -605B	AS15001-1		..FITTING- (OPT ITEM 605A)	X,Z,A Q,AS	1

# 27-51-97

 ILLUSTRATED PARTS LIST  
 01.101 Page 1086  
 Nov 01/05




**BOEING**  
 COMPONENT  
 MAINTENANCE MANUAL

FIG. & ITEM	PART NO.	AIRLINE PART NUMBER	NOMENCLATURE 1234567	EFF CODE	QTY PER ASSY
02-605G	113T1314-23		..FITTING ASSY- (USED ON ITEM 530B) (PRE SB 767-27-0080)	C,G,H	1
-605H	113T1314-25		..FITTING ASSY- (USED ON ITEM 530C) (PRE SB 767-27-0080)	C,G,H	1
-605J	113T1314-35		..FITTING ASSY-SUB (VARIABLE) (PRE SB 767-27-0080)	AL	1
-605K	113T1314-29		..FITTING ASSY	W	1
-605L	113T1314-24		..FITTING ASSY- (USED ON ITEM 531B) (PRE SB 767-27-0080)	D,J,K	1
-605M	113T1314-26		..FITTING ASSY- (USED ON ITEM 531C) (PRE SB 767-27-0080)	D,J,K	1
-605N	113T1314-30		..FITTING ASSY	Y	1
-605P	113T1314-36		..FITTING ASSY-SUB (VARIABLE) (PRE SB 767-27-0080)	AM	1
606	113T1314-3		...STRAP-OUTER (USED ON ITEM 605G) (PRE SB 767-27-0080)	C,G,H	1
-606A	113T1395-3		...STRAP-OUTER (USED ON ITEMS 605H, 605J) (PRE SB 767-27-0080)	C,G,H ,AL	1
-606B	113T1314-31		...STRAP-OUTER	W	1
-606G	113T1314-4		...STRAP-OUTER (USED ON ITEM 605L) (PRE SB 767-27-0080)	D,J,K	1
-606H	113T1395-4		...STRAP-OUTER (USED ON ITEM 605M) (PRE SB 767-27-0080)	D,J,K ,AM	1
-606J	113T1314-32		...STRAP-OUTER	Y	1
607	HL10VAZ10-13		...BOLT- (V60516) (SPEC BACB30MY10K13) (OPT B30MY10K13 (V97928)) (PRE SB 767-27-0080)	C,D, G-K,W ,Y,AL ,AM	2

27-51-97

 ILLUSTRATED PARTS LIST  
 01.101 Page 1086A  
 Nov 01/05

FIG. & ITEM	PART NO.	AIRLINE PART NUMBER	NOMENCLATURE 1234567	EFF CODE	QTY PER ASSY
02-607G	HL10VAZ10-11		...BOLT- (V60516) (SPEC BACB30MY10K11) (OPT B30MY10K11 (V97928)) (PRE SB 767-27-0080)	C,D, G-K,W ,Y,AL ,AM	10
R 607H	HL11VAZ10-11		...BOLT- (V60516) (SPEC BACB30NW10K11) (OPT B30NW10K11 (V97928)) (OPT HL11VAZ10-11 (V73197)) (OPT HL11VAZ10-11 (V92215)) (OPT HL11VAZ10-11 (V97928)) (OPT L803-10K11 (V06725)) (OPT HL11VAZ10-11 (V0PTK6)) (OPT HL11VAZ10-11 (V56878)) (PRE SB 767-27-0080)	C,D, G-K,W ,Y,AL ,AM	1
607L	HL10VAZ10-8		...BOLT- (V60516) (SPEC BACB30MY10K8) (OPT B30MY10K8 (V97928)) (PRE SB 767-27-0080)	C,D, G-K	10
607N	HL10VAZ10-8		...BOLT- (V60516) (SPEC BACB30MY10K8) (OPT B30MY10K8 (V97928)) (PRE SB 767-27-0080)	W,Y,A L,AM	5

# 27-51-97

 ILLUSTRATED PARTS LIST  
 01.101 Page 1086B  
 Nov 01/05

**BOEING**  
 COMPONENT  
 MAINTENANCE MANUAL

FIG. & ITEM	PART NO.	AIRLINE PART NUMBER	NOMENCLATURE 1234567	EFF CODE	QTY PER ASSY
02-607R	HL1012AZ10-8		...BOLT- (V0PTK6) (SPEC BACB30NX10K8) (OPT HL12VAZ10-8 (V73197)) (OPT HL12VAZ10-8 (V92215)) (OPT HL12VAZ10-8 (V97928)) (OPT L802-10K8 (V06725)) (OPT HL12VAZ10-8 (V56878)) (OPT HL1012AZ10-8 (V06725)) (OPT HL1012AZ10-8 (V06950)) (OPT HL1012AZ10-8 (V17446)) (OPT HL1012AZ10-8 (V56878)) (OPT HL1012AZ10-8 (V60516)) (OPT HL1012AZ10-8 (V73197)) (OPT HL1012AZ10-8 (V97928)) (PRE SB 767-27-0080)	W, Y, A L, AM	5
608	HL10VAZ12-16		...BOLT- (V60516) (SPEC BACB30MY12K16) (OPT B30MY12K16 (V97928)) (PRE SB 767-27-0080)	C, D, G-K, W , Y, AL , AM	2
608G	HL10VAZ12-13		...BOLT- (V60516) (SPEC BACB30MY12K13) (OPT B30MY12K13 (V97928)) (PRE SB 767-27-0080)	C, D, G-K, W , Y, AL , AM	3

**27-51-97**

ILLUSTRATED PARTS LIST  
 01.101 Page 1086C  
 Nov 01/05

FIG. & ITEM	PART NO.	AIRLINE PART NUMBER	NOMENCLATURE 1234567	EFF CODE	QTY PER ASSY
02-608L	HL10VAZ12-15		...BOLT- (V60516) (SPEC BACB30MY12K15) (OPT B30MY12K15 (V97928)) (PRE SB 767-27-0080)	C,D, G-K,W ,Y,AL ,AM	2
609	HL79-10		...COLLAR- (V5M902) (SPEC BACC30M10) (OPT HL79-10 (V73197)) (OPT HL79-10 (V92215)) (OPT 66014-10 (V56878)) (OPT HL79-10 (V56878)) (PRE SB 767-27-0080)	C,D, G-K	22
609C	HL79-10		...COLLAR- (V5M902) (SPEC BACC30M10) (OPT HL79-10 (V73197)) (OPT HL79-10 (V92215)) (OPT 66014-10 (V56878)) (OPT HL79-10 (V56878)) (PRE SB 767-27-0080)	W,Y,A L,AM	17
609G	HL79-12		...COLLAR- (V5M902) (SPEC BACC30M12) (OPT HL79-12 (V73197)) (OPT HL79-12 (V92215)) (OPT 66014-12 (V56878)) (OPT HL79-12 (V56878)) (PRE SB 767-27-0080)	C,D, G-K,W ,Y,AL ,AM	5

# 27-51-97

 ILLUSTRATED PARTS LIST  
 01.101 Page 1086D  
 Nov 01/05


**BOEING**  
 COMPONENT  
 MAINTENANCE MANUAL

FIG. & ITEM	PART NO.	AIRLINE PART NUMBER	NOMENCLATURE 1234567	EFF CODE	QTY PER ASSY
02-609L	HL82-12APBW		...COLLAR- (V5M902) (SPEC BACC30AG12) (OPT HL82-12APBW (V56878)) (OPT HL82-12APBW (V73197)) (PRE SB 767-27-0080)	C,D, G-K,W ,Y,AL ,AM	2
609P	HL1187DU10		...COLLAR- (V5M902) (SPEC BACC30X10S) (OPT HL87DU10 (V73197)) (OPT HL87DU10 (V92215)) (OPT HL1187DU10 (V56878)) (OPT HL1187DU10 (V92215)) (OPT HL87DU10 (V56878)) (OPT HL1187DU10 (V73197)) (PRE SB 767-27-0080)	W,Y,A L,AM	5
610	113T1314-5		DELETED		
610A	113T1314-19		...FITTING- (PRE SB 767-27-0080)	C,D, G-K,W ,Y,AL ,AM	1
615	113T1499-3		..FITTING	N,X,A B,AQ, AR	1
-615A	113T1499-3		..FITTING- (POST SB 767-27-0080)	G,H,A L	1
-620	113T1499-4		..FITTING	P,Z,A D,AS, AT	1
-620A	113T1499-4		..FITTING- (POST SB 767-27-0080)	J,K,A M	1

- Item Not Illustrated

27-51-97

 ILLUSTRATED PARTS LIST  
 01.101 Page 1086E  
 Nov 01/05